

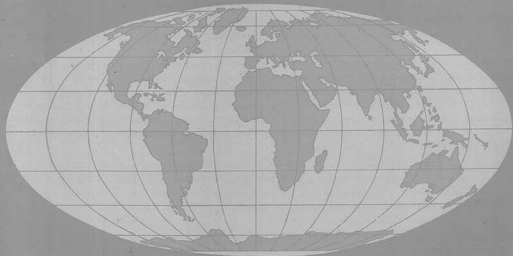
2
Volume 10

No. 2



July 1995

COMMONWEALTH VETERINARY ASSOCIATION



NEWS

Editorial



The CVA executive is meeting in London to review its performance during the last two years, (it met last in Ottawa in 1993). It will be a strategic planning exercise including a thorough look at the constitution to make suitable amendments, if required, for achieving its objective and reaching the goals. The exercise also involves planning of the various programs for the next two years. The CVA has been very active in those regions of the Commonwealth which require support and encouragement, such as Africa and Asia. Organising seminars and workshops in these regions has helped their National

Associations to achieve recognition of the importance of the veterinary profession by their respective governments. The Governments have now taken cognisance of the profession in the implementation of various socio-economic programs involving farmers, women in agriculture and for the upliftment of the farmers involved in agricultural and animal husbandry works. In addition, the various training programmes organised by CVA have helped the trainers in the developed countries to train more efficiently.

The CVA News has been the medium of communication among the members of the National Associations in the Commonwealth as well as outside. Reports on workshops and conferences the recommendations and resolutions made at such fora have made interesting reading in other regions. The News also is the only means of communication among the CVA member countries to know what is happening else where in the Commonwealth. With the publication of this issue (20th issue), the CVA News would have successfully completed 10 years of uninterrupted publication. However, news from the regions is very scanty and efforts should be made by each Council Member and the Regional Representative to send regularly, items of interest from their regions to the editor.

When the Executive Committee meets in London for its program review meeting, there will be three new faces, Dr.A.A.Ramzee, RR from Asia, Dr.Derek Timbs, RR from Australasia and Dr.E.B.M.Koney, RR from West Africa and it is envisaged that with the combination of new and old members, tangible and useful recommendations will emanate and the next two years will be as fruitful for the CVA as they have been before.

The sad demise of Dr.Fazlul Hoque, Council Member Bangladesh has shocked all of us. He had been a regular member of the CVA since 1988 and we shall certainly miss him. We offer our heartfelt condolences to the members of the bereaved family and pray that his soul rests in peace.

July, 1995

S. Abdul Rahman
Editor



Editorial Board
Dr.B.N.Touray
Dr. D. D. Wanasinghe
Dr.W.J.Pryor
Dr. A. A. Ramzee
Dr. Keith Amiel
Dr.Derek Timbs
Dr. P. Msolla
Dr. E. B. M. Koney
Dr.Laura J.Bowen
Dr.Bert Stevenson
Dr.J.T.Blackburn

Published and Printed by
Mrs.Shireen Rahman
Intervet Publishers
124/2, 7th B Main Road
IV Block (West),Jayanagar
Bangalore 560011 INDIA

In Association with
Commonwealth Veterinary
Association

Advertising Enquiries
Secretary Treasurer

Layout & Typeset by
Sapthagiri Graphics
No.30,4th Block West
Jayanagar, Bangalore, India

Editor
Dr. S.Abdul Rahman

CONTENTS

	Page
Editorial	Inside Cover Page
President's Column	2
Commonwealth News	3
CVA News	5
Regional News	
Asia	7
Australasia	12
Canada Caribbean	18
East, Central and Southern Africa	24
West Africa	27
U.K. Mediterranean	28
Abstracts	30
General Article	31



PRESIDENT'S COLUMN

The Executive Committee of the CVA is soon undertaking another review of the association's programmes and projects as part of our regular planning process. An important part of this meeting which will be held in the United Kingdom in August, will be a review of the constitution. This exercise has been brought to the attention of all Councillors by the Secretary/Treasurer, soliciting their views and suggestions. The Executive is therefore looking forward to receiving your views, through your Regional Representatives so that the product of the deliberations will be truly representative.

It is pleasing to read about the activities of the associations in the regions and to note that the scheduled regional workshops have all been successfully implemented: The significance of these activities lies in the fact that their recommendations will form the basis of the next programme of work for the CVA. The Executive Committee attaches a great deal of importance to this bottom-up approach since we would like to feel that our decisions really reflect the aspirations of the general membership. It should not escape our minds that one of the greatest values of our association is that it provides the opportunity for us to bring our diverse views together and harmonise them for the benefit of all of us.

Finally, it was with deep shock that I received the sad news of the death of our dear colleague Dr. Fazlul Hoque, who was until recently, the Regional Representative for Asia. Dr. Hoque passed away soon after successfully organising the Asian Regional Conference and Seminar in Bangladesh in January 1995. We will certainly remember him for his dedication and hardwork. May his soul rest in peace.

July 1995

Bakary N. Touray
PRESIDENT

Commonwealth News

ASSOCIATION OF COMMONWEALTH UNIVERSITIES

NEW BOOKS RELEASED

Awards for Postgraduate Study at Commonwealth Universities 1995-97

Awards for First Degree Study at Commonwealth Universities 1995-97

New editions of the two ACU directories for postgraduate and undergraduate students wishing to undertake some form of research or study mainly, but not exclusively, in another Commonwealth country are now available. Many of the awards are tenable outside Commonwealth countries and are open to candidates of any nationality.

Awards for Postgraduate study at Commonwealth Universities 1995-97

This 430-page edition contains :

- * 1068 entries including 250 awards tenable in any country and over 600 open to any nationality
- * awards tenable at well-established non-university institutions
- * an appendix of over 120 awards open only to UK graduates and tenable only in the UK
- * extensive indexes to awarding bodies and named awards, subjects of study, countries/regions/towns of tenure and nationality/residence requirements

Awards for First Degree Study at Commonwealth Universities 1995-97

Contains in 96 pages :

- * over 160 award schemes of which over 70 are open to students of any nationality
- * awards for refugee students; loan schemes and emergency funds
- * comprehensive indexes to awarding bodies and named awards, subjects of study, countries/regions/towns of tenure and nationality/residence requirements

The other two titles in the ACU Awards Series are:

Awards for University Teachers and Research Workers 1994-96

Awards for University Administrators and Librarians 1994-96

Review copies are available from the address below

Association of Commonwealth Universities
John Foster House, 36 Gordon Square
London, England WC1H 0PF
Tel : (0171) 387 8572; Fax : (0171) 387 2655

A Pleasant Interlude

Many colleagues will be aware that our Patron, Sir Dawda Jawara is at the moment living in England. Veterinary colleagues in England are maintaining contact with him, for example the Royal College of Veterinary Surgeons entertained him to dinner earlier this year.

Past President Dr. Blackburn has kept our Patron up to date with CVA affairs and when discussing with him on the telephone recently the forthcoming CVA Executive Meeting in London (21-25 August 1995), to which Sir Dawda has been invited, it transpired that our Patron had never visited Cambridge, which is where Dr. Blackburn lives.

It was decided that this deficiency should be rectified immediately. Sir Dawda and Lady Jawara were invited to visit Cambridge, tour the Cambridge Veterinary School and take a "tourists" trip around Cambridge, i.e. on the open top Tour bus.

Mid morning 31 May found the Past President waiting impatiently at Cambridge railway station for his guests and glancing anxiously at the sky as there has been a considerable amount of rain the previous day and open topped busses are not ideal transport on rainy days.

The train arrived on time and it was with considerable pleasure that Dr. Blackburn was able to welcome Sir Dawda and Lady Jawara and Captain Kassama, ADC to Sir Dawda, to Cambridge.

Everything went as planned, the weather remained good throughout and Professor Leo Jeffcott, Dean of Cambridge Veterinary School, who had kindly agreed to show the party around the school was ready for them with a welcome cup of coffee. After describing with considerable enthusiasm the impressive developments taking place at the Cambridge Veterinary School, which is in the middle of a massive development programme, Professor Jeffcott showed the group around the new Oncology Unit, the new Small Animal and Large Animal Clinics, and the new teaching laboratories and seminar rooms.

After expressing their admiration and thanks for all they had seen and heard, the party moved on to Dr. Blackburn's home for lunch where Sir Dawda and Lady Jawara were able to renew their acquaintance with Dr. Blackburn's wife Mary and exchange happy reminiscences of the memorable PanCommonwealth CVA Conference in Harare in 1990.

L-R Dr. J. T. Blackburn : Lady Jawara :
Prof. Jeffcott, and Sir Dawda Jawara
at the Veterinary School.




Following lunch, the party joined the tour bus outside Cambridge Station, the weather was fine, but cold, but the intrepid group opted for the open top of the bus to get a better view of the city. The tour covered the many historic colleges and buildings for which Cambridge is



A bus ride through Cambridge

famous and an excellent tour guide gave a full story of the history of Cambridge. After a stop to walk beside the famous River Cam, take a few photographs, (if you wonder what an ADC is for, he is there to handle the cameras. All photos taken by Captain Kassama), back to the railway station and the train to London after a memorable day in Cambridge.



A brief rest at the bank of River Cam

CVA News

From the Secretary's Desk

Membership

CVA is pleased to advise that St. Vincent and the Grenadines has been restored to full membership with Dr. Chas Corbette continuing as the CVA Councillor.

Total membership of CVA is 46 national veterinary associations. This is the highest membership that CVA has ever reached. Four other country associations, namely Nigeria, Grenada, St. Lucia and Belize, are unfortunately under suspension due to non-payment of subscriptions.

Regional Workshops

1. The CVA Regional Representative for East, Central, Southern Africa, Professor Peter Msolla from Tanzania is travelling to Mauritius this month to finalise with members of the Mauritius Veterinary Association the next regional workshop which it is expected will be held there in July 1996.
2. Dr. Derek Timbs of New Zealand, CVA Regional Representative for Australia/Oceania, has advised that following discussions with the Singapore Veterinary Association, the date of the Region's next workshop has been set for 8-10 November, 1996 in Singapore.

Work Programme

The CVA Councillor for Sri Lanka, CVA Vice-President, Dr. D.D. Wanasinghe advises that field studies are currently being carried out in selected herds of village dairy cattle in Sri Lanka. These have resulted from the recommendations of the "Second Workshop on Management of Fertility Problems in Small village Herds of Cattle and Buffalo in Asia and Africa" convened by Workshop Convenor, Dr. M.R. Jainudeen of Malaysia, and held in Sri Lanka in May 1994. It will be remembered that Dr. Jainudeen also convened the successful First Workshop held in Malaysia in December 1991. Dr. Jainudeen has now retired from active academic involvement in the Faculty of Veterinary Medicine and Animal Science at the University Pertanian Malaysia but CVA is fortunate that he has been available to lead this very important work. His active intellect is now involved in the mysteries of Internet, he tells us.

The field study programme in Sri Lanka is being overseen by a committee chaired by Dr. Amarasekara, current President of SLVA. The results will be collated and published early in 1996 when it is planned to hold the Third Workshop in Africa to widely disseminate the findings and recommendations for



maximising cattle and buffalo fertility in the village situation.

Executive Committee and Programme Review Meeting, London, August 1995

Preparation for the above meetings has dominated the activities of the secretariat recently. Agenda items have come in from many executive members. We would have welcomed more from CVA Councillors as invited in the last CVA News. Perhaps this lack is due to a widespread feeling that the regional representatives and other office-bearers are on the job.


One very pleasant happening is that CVA has negotiated sponsorship for a half-day session and the CVA dinner. Details will appear in the next issue of CVA News.

A critical part of the meeting will be the review of the CVA Workplan led by the Programme Director, Dr. Bert Stevenson of Canada. Identification of funding from non-Commonwealth Foundation sources is another critical priority.

**- W. J. Pryor
Secretary / Treasurer**

It's a funny thing about life; if you refuse to accept anything but the best, you very often get it.

- Somerset Maugham



**JOURNALS, BOOK
AND
AUDIO-VISUAL PROGRAMME**



Write To : Dr. Douglas Mitchell, Project
Co-ordinator, CVA JBAV Programme,
Animal Disease Research Institute Box 640,
Lethbridge, Alberta T1J 3Z4, Canada

CVA Journal, Book, Audio-Visual Aids Program

CVA Book Program Update

Three Canadian depots at the Atlantic Veterinary College, Charlottetown, Prince Edward Island; Ontario Veterinary College, Guelph, Ontario; and Animal Diseases Research Institute, Lethbridge, Alberta, continue to maintain and supply a wide range of used veterinary text books to CVA member countries in good standing, on request. Every effort is made to ensure that the editions supplied are reasonably up to date. A detailed inventory of individual books on hand, which is constantly changing, has been replaced by a division of items on hand into the following 31 categories. Anatomy, Anesthesia, Animal Science/Genetics, Avian Science, Biochemistry, Biology, Chemistry/Physics, Clinical Pathology, Embryology, Equine Medicine and Surgery, Farm Animal Medicine and Surgery, Herd Health, Histology, Immunology, Meat Safety, Microbiology, Miscellaneous, Neurology, Nutrition, Parasitology, Pathology, Pharmacology/Therapy, Physiology, Pisciculture (Aquaculture), Public Health/Zoonoses, Radiology, Small Animal Medicine and Surgery, Theriogenology, Toxicology, Veterinary Medicine, and Wild/Lab Animals. We would encourage requesters to identify specific texts and, if these are not available, a suitable substitute will be sought. All requests for books must be sent to the Program Coordinator, who will assign the selection and mailing of books to one or more of the book depots. It has been noted that requests have not been received from a significant number of member countries in recent years and it is hoped that this publicity will encourage veterinary institutions and graduate veterinarians to submit requests to meet their needs. At this time, books cannot be sent to students or institutions or individuals with no veterinary connections. Efforts are being made to coordinate this work with that of other individuals and agencies around the world. In this regard, Dr. Pat Boland in Canberra, Australia, has established a small collection on behalf of the CVA. It should also be noted that the University of Pretoria in South Africa has a program called, "Vet Books for Africa," which is providing books to some countries on that continent.

The Program Coordinator will be pleased to supply further details on the book program only. Correspondence and requests should be addressed to : Dr. Douglas Mitchell at the above address.

Culture is an instrument wielded by Professors to manufacture Professors, who when their turn comes will manufacture Professors

- Simone Weil

CVA REGIONAL NEWS

Asia



Dr. Fazlul Hoque Passes Away

Dr. Fazlul Hoque, Council member Bangladesh and former regional representative, Asian Region passed away at Dhaka on February 23, 1995 after a brief illness. Dr.


Hoque's death has shocked the Asian Region, as just a month before his death he was host to delegates from India, Pakistan, Sri Lanka, and Australia. The Editor and Secretary Treasurer Dr. Pryor, while in Dhaka for the Asian

Regional Seminar were subjected to his hospitality. Dr. Hoque served the Bangladesh Veterinary Association for a very long time, as secretary and president. Dr. Hoque had won many friends by his geniality, wit and humour. He endeared himself to each and everyone in the profession. His death has left a vacuum in the Bangladesh Veterinary Association and the Asian Region of CVA. Dr. Hoque leaves behind his wife, a son who is also a veterinarian and two daughters. On behalf of CVA we offer our heartfelt condolences to the members of the bereaved family.

News from Pakistan

National Seminar On "Epidemiology Of Livestock And Poultry Diseases"

A National Seminar on "Epidemiology of Livestock and Poultry Diseases" was held at College of Veterinary Sciences, Lahore. The Coordinator of the Epidemiology project Prof. Dr. Rashid Ahmad Chaudhry organised the seminar with the collaboration of Pakistan Agriculture Research Council, Pakistan Science Foundation and various other private enterprises. The seminar was inaugurated by the Federal Minister of Food and Agriculture, Nawab Muhammad Yousuf Talpar. Dr. Israr Shah, Federal Advisor for Livestock and



Inauguration of the Seminar.
Hon. Min. Mr. Yousuf Talpar is seen third from left

Federal Secretary for Food and Agri. Dr. Zafar Altaf and many other dignitaries were also present at the inaugural session on 19th Jan 1995.

The seminar was attended by eminent scientists from all over the country including Veterinary remount services and foreign delegates. Nawab Muhammad Yousuf Talpar appreciated the efforts of Principal/Coordinator Prof. Dr. Rashid Ahmad Chaudhry for his efforts to organise the National Seminar on such an important topic. The Hon. Chief Guest also mentioned about the progress of upgradation of College of Veterinary Sciences to a University of Animal Sciences which would materialise very shortly. Dr. Israr Shah highlighted the efforts of People's Government for the uplift of Veterinary Profession and was proud to announce the upgradation of college to a Z A Bhutto University of Animal Sciences. Dr. Zafar Altaf Federal Secretary for Food and Agri. in his address explained the importance of the project and appreciated the struggles of Prof. Dr. Rashid Ahmad Chaudhry for the veterinary profession.

Three technical sessions were held on 20th of January. Renowned scientists of the country presented their Research Papers. These sessions comprised of research papers on livestock and poultry diseases. The first session was Chaired by Dr. Ashiq Hussain Cheema while the second session was chaired by Richard Sutherland and the third session was chaired by Dr. Saleem Qureshi. The recommendations were presented in the concluding session which were approved by the participants.

National Symposium of Veterinary Pathologists


A National Symposium on the "Role of Veterinary Pathologists in Livestock and Poultry Production" was organized by the Pathology Section, College of Veterinary Sciences, Lahore on April 6, 1995 at the College Campus. Dr. Bashir Ahmad Sheikh, Chairman Pakistan Science Foundation inaugurated the symposium. More than one hundred Veterinary Pathologists from all over the country attended this first ever scientific gathering of veterinary pathology specialists.

The symposium included an inaugural session and three technical sessions, one on "Role of Veterinary Pathologist in Livestock Production", second on "Role of Veterinary Pathologist in Poultry Production" and a Recommendations Session.

The first paper in the Technical Session was delivered by Dr. Shakil Akhtar Khan, Officer Incharge, Pathology Section, C.V.S., Lahore on the subject of Pathology, discussing its origin, importance and

advancement. An important paper based on the pathological studies on Deg Nala Disease in cattle & buffaloes was presented by Prof. Dr. M. Irfan. Some other useful papers based on the views, experiences & recommending measures for improving livestock production in the country were read by some of the renowned pathologists of the country such as Dr. Zafar Iqbal Ch., Dr. Ishiq Hussain Cheema, Prof. Dr. T.M. Khan, Dr.M. Alam Sabri, Dr. Ahrar Khan and Dr.M. Azam Mughal.


The recommendation session was chaired by Dr. Ashiq Hussain Cheema, Director A.S.I., PARC, Islamabad, and Dr. Zafar Iqbal Chaudhry, Associate Professor, Pathology Section, C.V.S., Lahore



Inauguration of National Symposium on Role of Veterinary Pathologist in Livestock and Poultry Production Dr. Basheer Ahmed Sheikh is on the Extreme left and Prof. Rashid Ahmad Chaudhry delivering the address

was Co-Chairman and Dr. Şakil Akhtar Khan, Officer Incharge, Pathology Section was the Moderator of the session. The following recommendations were approved :

1. Establishment of Veterinary diagnostic laboratories in each district.
2. The existing laboratories be strengthened in terms of equipment and trained manpower.
3. Separate service structure for diagnostic staff be framed.
4. District laboratories to be headed by either pathologist / microbiologist/parasitologist.
5. A mobile diagnostic wing be established in each district veterinary diagnostic laboratory.
6. Short courses on pathology for field veterinarians be initiated.
7. National forum of Veterinary Pathologists be formed.



Dr. Şakil Akhtar Khan delivering his paper

Biotechnology - Plants Produce Human Protein !

The French Limagrain company is the world No. 3 for seeds (after Pioneer in the USA and the Swiss Sandoz company). Recently, it signed two agreements : one with the Regional Blood Transfusion Centre (CRTS) in Lille, in Northern France, and the other with the Jouveinal pharmaceuticals laboratory.

The first agreement covers the development of plants that secrete, within their own organism, blood derivatives and other human proteins that can serve as drugs. The second agreement is for the creation of plants capable of producing a mammalian enzyme, an acid lipase, which can be used for treating the pancreatic disturbances associated with the commonest genetic disease in the west, cystic fibrosis.

Limagrain, which recently developed a genetic transformation method whereby certain plants can be converted into veritable "molecule factories", will attempt to graft the gene which in man controls the synthesis of different proteins, into the genetics structure of certain plants, using the new tools of genetic engineering.

The Limagrain researchers, who plan to complete the task in about four years, will focus their research on rapeseed, an oil seed which stores its reserves in its seeds in the form of proteins. Hence the clever idea of diverting this plant protein factory to the production of blood derivatives extracted from seeds.

Although several human proteins have so far been synthesized in this way - notably albumen from potatoes and epidermic growth factors and antibodies from tobacco - none of these plants has yet been exploited industrially.

- Facets No. 12 Jan 1995

Sri Lanka Veterinary Association News



INAUGURATION OF SEMINAR L-R Dr. (Mrs) A.L. Godwin (President SLVA), Mr. Richard Huelbrink (Chief Guest), Mr. A.H.M. Muzammil, Dr. S.D. Elleperuma, Dr. D.W. Piyadasa (Treasurer), Dr. (Mrs) A. Hewakopera (Secretary) and Dr. D.D. Wanasinghe SLVA/CVA - Council Member

The Sri Lanka Veterinary Association (SLVA) celebrated its 47th Annual Congress and Scientific Session on the 10th and 11th February, 1995. The induction Ceremony of the 48th President and the Annual Dinner of the Association was held at the Bandaranayake Memorial International Conference Hall (BMICH) in Colombo on the 10th February, 1995. Hon.S. Thondaman Minister of Livestock Development and Rural Industries was the Chief Guest. In his address the Minister emphasized the need to increase the Milk production. He said that he had formulated a plan to double the Milk production by the year 2000 (in 6 years) and achieve a target of 100,000 Artificial Inseminations a year. He urged the Veterinarians to support his plan.

The outgoing President of SLVA, Dr. (Mrs) A.L. Godwin said that the Veterinarians would cooperate with the minister to achieve his targets. She expressed her concern about the Veterinary professionals not being given leading and decision making positions in most of the livestock ventures coming under the purview of the Government. She also pledged support from the minister, to the land and building project of the SLVA.

Mrs. Godwin presented to the Minister a document "Strategies for Improving Milk Production" prepared by the SLVA. The Hon.Minister, gave away the annual awards of the Association. Dr. S.K.R. Amarasekara was inducted as the 48th President of the Association.



Out going President of SLVA Dr. (Mrs) A.L. Godwin delivering the Presidential Address at the induction ceremony of the 48th President. L-R. out going President, Dr. (Mrs.) Godwin New President Dr. S.K.R. Amarasekara Chief Guest, Hon. S. Thondaman, Minister of livestock Development and Rural Industries

The 1st Session of the Scientific programme was devoted to a theme seminar on "Processing of Animal Products for Better Farm Economy". The Chief guest at this session was Mr. Richard Huelbrink, Chief of party of Ag Ent. (a US AID project). Various aspects of processing and marketing of farm products were discussed.

The 2nd Session of the programme was held on the 11th February, 1995 at Sausiripaya Auditorium. In this session Veterinary Scientists presented a number of papers on their research findings and clinical experiences.

- D.D. Wanasinghe
CVA Council Member for Sri Lanka

48th Exocutive Committee of SLVA, 94-95

The following have been elected as Members of the 48th Executive Committee of SLVA for the year 94-95
President Dr. S.K.R. Amarasekara, **Vice Presidents** Dr. H.M.A. Chandrasoma, Dr.(Mrs) H.M.S.P. Herath, **Secretary** Dr. U.S. Bandara, **Treasurer** Dr. T.P. Wijayathilaka, **Committee Members** Dr. M. Kopalasundaram, Dr. D.D. Wanasinghe, Dr. G.A.P. Ganegoda, Dr.(Miss) S.Thirunavakarasu, Dr. D.S. Kodikara, Dr. R.M.P.H. Dassanayake, **Ex - Officio Members** Dr.(Mrs.) A.L. Godwin, Dr.(Ms) A. Hewakopara, Dr. Wasantha Piyadasa, **President Elect** Dr. S.L.A. Daniel, **Editor** Dr. R. Sivakanesan, **Company Secretary** (Miss) Sharma Nathaniels, **CVA Representative** Dr. D.D. Wanasinghe

News From India

XXVI INDIAN VETERINARY ASSOCIATION CONFERENCE AND GENERAL BODY

The XXVI Indian Veterinary Association Conference and General Body was held at Nagpur, Maharashtra from June 24th-26th, 1995. Over 400 delegates from all over the country participated in the conference.

The conference was inaugurated by Mr. Sudhir Joshi, Revenue Minister, Govt. of Maharashtra. The other chief guests included, Mr. Sunil Kedar, Minister of State for Energy, Mr. Narayanarao Rane, Minister for Animal Husbandry and Dairy Development and Mr. Anil Deshmukh Minister of State for Education and Culture and Mr. Nitin Gadkari, Minister for Building and Construction. The Mayor of Nagpur, Mr. Rajesh Tambe and Dr. Nitish Bhardwaj (Lord Krishna of TV Serial Ramayana) were also present.



Dr. V. S. Alwar

Dr. S. Alwar, the doyen of the Veterinary profession in the country was felicitated on the occasion, when his portrait was unveiled by Sri. Sudhir Joshi. This is the highest honour given to any Veterinarian by the Association. Dr. Alwar's contribution to the veterinary profession in general and the Indian Veterinary Association in particular has spanned 50 years. Starting as early as 1943 with the Indian Veterinary Association, Dr. Alwar became the General Secretary of IVA, a post he held for 22 years. He was the founder member of CVA representing India at the Southport Conference in 1967 when the CVA came into existence. He was also the CVA Councillor for India and Regional Representative of Asian Region. He has nurtured the Indian Veterinary Journal for the last three decades, single handed and even now at the age of 75 continues to work tirelessly. The veterinary profession is surely indebted to Dr. Alwar for his selfless contribution and sacrifice. We wish Dr. Alwar hearty congratulations on this momentous occasion.

At the General Body Meeting of the IVA, the following were elected as office bearers, unanimously for the year 1995-97.

President : Dr. R.K. Rana, **Vice Presidents** : Dr. Timir Bose, Dr. M.S. Gumble; Dr. R.S. Sharma and Dr. A. Dhandayuthapani **Secretary General** ; Dr. S. Abdul Rahman **Zonal Secretaries** : Capt (Dr) V.K. Kashyap; Dr. Ramesh Lende; Dr. M. Satyanarayana and Dr. A.H. Ahmed. **Treasurer** : Dr. A. Kulshreshtha

Many resolutions were passed prominent among them being the appointment of Animal Husbandry Commissioner Govt. of India with immediate effect and the formation of Veterinary Universities in every state.

West Bengal University of Animal and Fishery Sciences Inaugurated.

The second veterinary University in the country, first one in Tamil Nadu, was inaugurated at Calcutta on May 31st, 1995 by the Chief Minister of West Bengal Sri Jyothi Basu. Dr. Ashim Dasgupta Minister in Charge Finances and Urban Development Department was the chief guest and Sri Nihar Basu Min. in charge Agric. and Sri Subhas Chakraborty Min. in charge Tourism, Sports and Youth were the guests of honour. Prof. Satya Sadhan Charaborty Min. in charge Higher Education presided over the function.

Dr. B.B. Malick, former Joint Director Indian Veterinary Research Institute, has been appointed as the first Vice Chancellor of the University.

CVA REGIONAL NEWS

Australasia

Tongan Veterinarian Appreciates CVA Assistance



The Kingdom of Tonga comprises a number of islands lying between 15°S and 24°S in the South Pacific with a population of around 90,000.

Provision of veterinary services has been sporadic with British, Australian and New Zealand veterinarians

being contracted to work for varying periods. The first indigenous Tongan graduate was Dr. George Moengangongo who served from 1977 to 1981.

During the past three years an Australian, Dr. John Bowskill, has provided veterinary services in the islands. Dr. Bowskill departed at the end of May but fortunately his place has been taken by a new Tongan graduate.

Dr. Siosifa Fifita graduated in 1994 from Massey University in New Zealand. He is a Tongan and completed his primary and secondary schooling in Tonga before undertaking a diploma in science at the Atenisi University in Tonga. He then went on to do a

B.Sc. at Auckland (NZ) and followed this with a B.V.Sc. from Massey.

During his B.V.Sc. studies at Massey the Commonwealth Veterinary Association (CVA) provided emergency assistance when Dr. Fifita faced funding difficulties. He is most appreciative of the financial and moral support given by the CVA and looks forward to a continuing association. Drs Moengangongo and Bowskill were, and Dr. Fifita now is the CVA Councillor for Tonga.

Tonga, in common with a number of other South Pacific Islands, is relatively isolated and there are few opportunities for professional contacts. The one veterinarian has to perform a wide range of activities from operating a clinical practice through to establishing import permit conditions and advising on veterinary public health. Dr. Fifita will be looking again to the CVA for assistance in establishing and maintaining a network of professional associates.

Dr. Fifita is married with a two year old daughter and is looking forward to the challenges he will face as the sole veterinarian in Tonga.

- Derek Timbs, Reg.Rep. Australia

PAPUA NEW GUINEA VETERINARY ASSOCIATION

The first meeting of the Papua New Guinea Veterinary Association was convened on 18th May 1995.

The following Office bearers were elected

President Dr. Philip Leahy **Sec/Treas** Dr. Philip Garnsworthy **CVA Councillor** Dr. Ilagi Puana

Contact address : c/- Dr. Puana PO Box 2141, Boroko PNG

*Nothing in the world is more dangerous than sincere
ignorance and conscientious stupidity.*

- Martin Luther King



News From Malaysia

The following office bearers of the Malaysian Veterinary Association have been elected for 1994/1995:

President	: Dr. Abdul Aziz Saharee
Past President	: Dr. Abdul Rahman Md Salleh
Vice-President	: Dr. S. Sivagurunathan
Honorary Secretary	: Dr. Mohamad Azmie Zakaria
Asst. Hon. Secretary	: Dr. Peter Chew Huat Hin
Honorary Treasurer	: Dr. Ng Si Siong
Asst. Hon. Treasurer	: Dr. Kok Poe Chu
Committee Members	: Dr. S. Vellayan Dr. Kalthom Hashim Dr. Henry Too Hing Lee Dr. Hawari Hussein
Sapam Rep.	: Dr. Yeoh Eng Cheong
Editor	: Dr. M.K. Vidyadaran

OBE For New Zealand Veterinarian



Royce Elliott, former Deputy Director-General of the Ministry of Agriculture and Fisheries, was awarded an OBE in the 1995 New Year Honours List for his services to agriculture.

Royce gained his veterinary degree from the University of Sydney and spent the first six years of his professional career in practice in Northland. In 1962 he joined MAF as a scientist and was soon managing the veterinary diagnostic laboratory network. He set up a national programme for the control of brucellosis in cattle and helped establish quality management practices, first in New Zealand's dairy industry and later in other primary industries. As head of the policy group within the ministry he played a key role in negotiations over GATT. He has been Assistant Director of the Animal Health Division, Director of the Dairy Division and was Assistant Director-General from 1978 to 1993. He was also a Director of the New Zealand Wool Board, the New Zealand Fishing Industry Board and the Board of Dairy Research Institute. On retiring from MAF Royce was appointed Executive Director of the Institute of Public Administration. - *Vet. Script Jan - Feb '95*



INVITATION Pan Pacific Veterinary Conference - Veterinarians Internationally First Announcement

The Second Pan Pacific Veterinary Conference will be held in Christchurch, New Zealand from 23 - 28 June 1996.

All national associations have been invited on behalf of the organizers of the Pan Pacific conference, to register for this conference. The invitation is also extended to those organizations that wish to hold their meetings in association with this conference.

This will be the major veterinary event for 1996 and is being hosted by the New Zealand and Australian Veterinary Associations.

An impressive technical programme with concurrent sessions of interest to all veterinarians is being developed.

The venue is one of the most attractive in the Pacific and is the gateway to the winter attractions of the South Island of New Zealand.

Further details contact

Jim Edwards

Promotion Manager

**Pan Pacific Veterinary Conference
C/o. New Zealand Veterinary Assoc
P.O. Box 27499, Wellington, N.Z.**

Rabies In The USA In 1993

During 1993, 9495 cases of rabies were reported in animals in the USA, an increase of 9.9 per cent over the number reported in 1992. The increase was due mainly to the continued spread of the disease in raccoons, for which there was a 37.1 per cent increase in the number of cases reported. There were 291 cases in cats, 130 in dogs and 130 in cattle. Three cases were reported in people.

Krebs, J.W., Strine, T.W., Smith, J.S., Rupprecht, C.E. & Childs, J.E. (1994) *Journal of the American Veterinary Medical Association* 205, 1995.

Chair in Animal Welfare Science at Massey University

NZVA, along with AGMARDT, MAF and Massey University, is helping to fund the first Chair in Animal Welfare Science in New Zealand. Dr. N. J. Gregory has been appointed to this position. This is the fourth chair in animal welfare in the world and so New Zealand is drawing attention to itself as a leader in this subject. New Zealand already has a strong reputation for research into animal welfare from work at the ABWRC, MIRINZ, Massey University and Invermay, and it has some effective policy and support organisations in MAF, AWAC, NAEAC, ANZCCART and the SPCA.

Function of the Chair

There are three reasons why animal welfare is important

- * giving animals respect and a fair deal,
- * optimising production and product quality,
- * encouraging access to welfare sensitive markets.

The Chair in Animal Welfare Science will contribute to these aims in seven ways :

1. Awareness : Improving awareness about welfare - sensitive issues, and helping people to develop views and standards after considering all sides of the issue.



2. Guidelines : Helping the Government, marketing boards and agribusiness prepare welfare standards that are based on the best available scientific information. The standards could be used in national Codes of Recommendation and Minimum Standards and in quality assurance and overseas market promotion schemes.

3. Market stability : Where a controversial issue involving animal welfare develops with an overseas customer, help the Government, marketing boards or companies by providing pertinent scientific information, and by giving a balanced assessment of the situation.

4. Agriculture-urban gap: Help to improve awareness overseas and in New Zealand on how animals are treated in modern farming systems, and how standards for animal welfare have to be maintained.

5. Research : Perform research on animal welfare that is relevant to New Zealand's needs.

6. Debate fairly : When a controversial issue arises and an independent outlook is needed the Chairperson should be available to help ensure that all sides of the argument are considered fairly and sensibly so that balanced appraisals and decisions can be made.

7. Teaching : Encouraging the understanding of animal welfare science.

Animal Welfare Science

Dr. N. G. Gregory says, "I look upon animal welfare as 'the assessment of animal suffering, where good welfare is synonymous with limited suffering'. Animal welfarists usually focus on those aspects of animal suffering for which humans are to blame. This is understandable, but there are many other issues, such as disease and climatic stress, which are often outside our control and yet in global terms cause far more suffering.

My aim is to serve the needs of New Zealand and I am looking forward to effective and stimulating collaboration with NZVA and the veterinary profession."

- Vetscript March 1995

World Meat Production (Million Tons)			
	1992,	1993,	1994
World Total	184.6	188.2	191.7
Bovine	53.6	52.6	52.9
Sheep	9.8	9.8	9.9
Pig	73	75.5	76.5
Poultry	44.6	46.6	48.6

More Humane Killing Method For Sheep

by Ross McVicar, MAF Animal Welfare Services, Pukekohe

The traditional way to kill a sheep on the farm involves cutting the throat and breaking the neck. However, there is good evidence now that it is more humane simply to cut the throat without breaking the neck.

Research at Massey University by Professor Blackmore has shown that if the front half of the upper neck is cut with one action using a very sharp knife the sheep will lose consciousness in 3 to 8 seconds. The wool over the site must be parted, the blood vessels that lie on either side of and just behind the windpipe must be severed by the cut and the sheep should be held gently but firmly. Breaking the neck does not shorten the time taken to lose consciousness. After the first cut is made, continuing to cut into muscle, ligaments and bone so that the neck can be broken is likely to cause unnecessary extra pain.

Breaking the neck causes paralysis of the body but does not prevent the sheep feeling pain caused by the extra knife cuts. So until it loses consciousness after having its blood supply to the brain cut, a sheep with its neck broken will lie quietly, but only because it is paralysed. It is likely to have felt any pain inflicted for up to 8 seconds after the first cut.

A captive bolt pistol or a well aimed shot with a 0.22 are undoubtedly the most humane methods of killing sheep, but they may not always be practical. It is important that the shot penetrates the brain, and charts showing the best site are clearly shown in AWAC's Code of Welfare for Livestock at Slaughter. The rifle should be held an inch or two from the head to prevent backpressure causing explosions in the barrel and the usual precautions should be taken to prevent injury to people or animals in the area as a result of ricochets. If shooting is not possible, cutting the throat is often the only other practical option.

Russell Adam, farm manager at Invermay's AgResearch farm, was sceptical at first of the modified technique. "Like so many farmers, I've always hated cutting sheep's throats, but I didn't think the old method could be bettered," he said, "Then I had to kill some old rams. On the first one, I tried parting the wool over the throat, with a very sharp knife I made one deep cut into the neck, severing the blood vessels on both sides of the windpipe. The ram was unconscious in a few seconds. It was the same with the other rams too. I was pleased to have an unpleasant job made easier".

Since then, Russell and the other farm staff at Invermay routinely use this method for killing injured or diseased sheep. Russell considers that there is less chance of accidental self-injury if the sheep is laid on its side first as with the traditional method.

Professor Blackmore cautions strongly against using this throat-cutting method of killing for cattle or pigs. It can be used on goats, but the blood supply to the brain of cattle and pigs differs from that of sheep and goats and any attempt to kill them by cutting the throat is likely to cause unnecessary suffering and could be extremely cruel. Calves may take more than 3 minutes to lose consciousness after their throat has been cut.

- Vet. Script March 95

Measuring By Sensors

Agricultural Research Organization (ARO) scientists report substantial progress in the upgraded use of radio telemetry to detect estruses in cows. Estruses cause ineffectual or missed inseminations and are a major cause of lost potential income.

At present the conventional estrus detection method is to manually insert a handheld electronic probe which measures electrical resistance (ER) of mucosal fluids into the vagina. However, the ARO scientists, from the Department of Ruminant Reproduction and Nutrition, are developing a way to take the ER reading automatically, without touching the animals.

The procedure involves implanting telemetric sensors in the cow's genital tissue. These transmit the readings to a receiver linked to a computer. "We envision an electronic gate through which the cows pass, and which activates the sensor to measure and transmit ER," says Dr. Eliezer Aizinbud. "Our sensors are implanted in the vulvar tissue. We showed that ER changes they detect there correspond with ER changes in the vagina. Unlike other studies on telemetric sensors, which had them sutured in the vagina, these sensors need not be removed for reproductive purposes. They are designed to stay in place for three years - the productive lifetime of the cow. As an on-farm application, radio telemetry of vulvar ER will help pinpoint the optimal time for insemination, and provide - automatically and without physical contact - other reproductive-management information that currently requires veterinary examination.

The R & D is supported by Peri Lt., ARO's R&D commercialization company. Part of the R&D was conducted with US Agriculture Department scientists at Beltsville, Maryland.

- Link, Spring 1995

Wild Goats And Sweet Beans Mean Valuable Export Market

Beans and Feral Goats may mean multi-million-dollar exports for Australian farmers, thanks to research at The University of Queensland Gatton College, Australia

The beans are **adzuki beans**, a lucrative commodity used in a wide range of Japanese confectionery, soft-drinks and gelatinous treats.

Food Science and Technology Department lecturer Mrs Virginia Redden is involved in a collaborative project, including trial cultivation of the bean, with growers, departments of agriculture in all states, the CSIRO (Canberra) and the Queensland Department of Primary Industries' food processing section.

The three - year project is being funded by a \$285,000 grant from the Grains Research Development Corporation to achieve an adzuki bean crop of sufficient quality and yield.

Ms Redden said Japan's increasing population pressure meant it could not produce enough adzuki beans for its own needs, and the Japanese would like to buy from Australia because of the country's clean, green image.

The efficient harvest of feral goats could also overcome an existing lack of supply in a valuable export market to Asia and the United States, according to Management Studies Department tutorial fellow Mr. Terry Elliott.

He said though Australia was plagued by an estimated four million feral goats, abattoir supplies fluctuated because graziers did not have an organised harvest.

A more efficient system, including establishing optimum harvesting times and erecting goat fencing at water points, could produce a higher export earning, allow farmers to diversify, and control the goat population's damage to the Australian landscape.

Mr Elliott said goat meat was arguably the most eaten red meat in the world, and Australia its greatest exporter.

Taiwan took 25 percent of Australia's goat meat followed by the United States (14 percent) and Malaysia (13 percent).

- Contact, Summer 1994

New Regional Representative of Australasian Region

Dr. Derek Timbs, CVA Councillor for New Zealand has been elected as new Regional Representative of the Australasian Region.

Dr. Timbs, 49, graduated from University of Queensland, Australia in 1968 and obtained his masters from University of Massey, New Zealand in 1979. He worked with the New Zealand Ministry of Agriculture and Fisheries for 4 years and at the Wallaceville Animal Research Centre for 6 years, involved in the Bovine Brucellosis eradication program. Dr. Timbs has worked in Malaysia and Singapore. At present he is working as National Service Manager for Animal Exports with MAF Quality Management. He is actively engaged in New Zealand Veterinary Association being appointed to its council. The Australasian Region will be benefited greatly by Dr. Timbs leadership as its Regional Representative.



Research, Welfare and Ethics - Smoothing the Way

Australia has several organisations which promote the care of animals in medical research but none which directly defends their use in such research. Australian scientists, who work under the strictest animal experimentation ethics code in the world and who take a very pro-active stance on involvement of welfare societies in decision-making on animal experimentation, might see little need for such an organisation. But according to Steven Carroll, Executive Director of the Illinois-based Incurably Ill For Animals in Research (IIFAR) the need is there. IIFAR is an organisation solely devoted to defending the use of animals in medical research. It was formed in response to the increasing militancy of animal rights organisations in the US. Carroll maintains that Australia is not immune to the sorts of activities that have plagued US medical research over the last 10 years - he cites \$10 million in damage through break-ins last year - and says that scientists must be prepared for well organised and militant opposition to animal experimentation, even in Australia. According to Carroll, the animal rights lobby in the US gained power by infiltrating legitimate and long-standing animal welfare organisations and working their way into positions where they could control massive budgets. He estimates that the animal rights lobby now has access to about \$60 million through some of the larger animal welfare organisation budgets - the annual NH & MRC expenditure on medical research is only \$80 million. Carroll listed precautionary measures that scientists should consider adopting in this country. They include: know your institution's vulnerabilities (e.g., sensitive research projects) and be prepared to explain them in terms the general public can understand; give high priority to pressuring administrators to renovate and improve animal housing; know allies in advance (e.g., professional societies, patient groups and neighbouring research institutions) and make sure these allies are familiar with the quality and content of your research; cultivate local media representatives - "invite them to your animal research facilities, show them everything.... be completely open"; and conduct rigorous educational campaigns with the public, the media and students. - Life Science 13.6.

- Aust. Vet. Practit 24(3) Sep '94

Spider Steel

A team of scientist in the United States is hunting for the gene that makes spider silk twice as strong as steel. The US Army is already "milking" spiders for their silk to make bulletproof vest, but despite 20 years of study, its composition has eluded scientists.

Researchers at the University of Wyoming are trying to solve the mystery of why the silk is one of the strongest yet most elastic materials known. It has a breaking strain of 2 x 10-to-the-ninth newtons per square metre, yet it can be stretched by more than a third and recover without distortion. Steel has an elasticity of 1% and Kevlar, which was as strong as silk, has an elasticity of 5%.

An article in New Scientist said spider silk would have many applications, for example, in medicine for replacing tendons and ligaments.

- Aust Vet. Practit 25 (1) March 95

BIRTH CONTROL VACCINE FOR CATS

Proteus International, a British pharmaceutical design firm has announced that it had patented a vaccine that stops sperm production in cats and can be used as an injectable sterilant. "It also shrinks the testicles", the company said, "but arguably it is better to have shrunken testicles than no testicles at all". Proteus is now doing further testing to see how long the vaccine lasts, whether its effects can be reversed, and whether the same technology can be used to castrate dogs, pigs, and cattle.

Courtesy : Humane News

CVA REGIONAL NEWS

Canada Caribbean

News from Antigua

Dr. J. L. Robinson the Council Member of Antigua has sent the following report on a very important program being implemented in the West Indies

Tick Eradication Programme

The tick *Amblyomma variegatum* was introduced in the Caribbean in 1828-30 into the French Territories. It appears that the source was Equatorial West Africa. Because of a system of trading and human compatibility, the tick found itself in the neighbouring Islands, mainly from St.Kitts, Nevis in that order but less in Montserrat, Dominica, St.Lucia and Barbados.



Associated with this tick are Dermatophilosis and heartwater. The former has been seen in most of the Islands except Barbados and latter has been confirmed for Antigua by way of inoculation of suppuratory from macerated ticks into susceptible goats. This was done by and at the University of Florida. While symptoms of this particular disease and because similar symptoms occur in cases of other diseases, heartwater has not been clinically confirmed in Antigua, though highly suspected. In recent times (1993/94) I have had positive diagnosis by the French laboratory in Guadeloupe through the kind courtesy of Dr. Barre.

These entities are of major concern to the Hemisphere. So much so, a regional programme for eradication of the tick has been drawn up through inputs from Regional Veterinarians, FAO, IICA and USAID/USDA. The latter organisation has evolved a pilot scheme for Antigua and Barbuda financed by the USA. It has been proposed that what is learnt in the Pilot Project will be applied to any Regional exercise, which will be exposed to International donor agencies for funding. This was done in 1993/1994.

Two studies were done in Antigua/Barbuda in Wild Life and Economics between the period 1989 and 1991. Information from these studies established :

- The tick is the vector of the causative agent of heartwater in ruminants. It is also associated with the increased incidence of dermatophilosis.
- Studies involving the capturing, tagging, release and recovery of birds have indicated that Southern Florida, the Yucatan Peninsula of Mexico and Venezuela have a high probability of becoming the first mainland areas infested with *Amblyomma variegatum*. From these areas the tick could be expected to move throughout its acceptable habitat in North, Central and South America.
- An assessment of the economic impact on the Americas, of the infestation of the tick was conducted by the United States Department of Agriculture, Animal and Plant Health Inspection Service (USDA/APHIS). This study estimated that the spread of *Amblyomma variegatum* in the Western Hemisphere would cost producers about US \$761.9 million annually. The components of this cost would include reduced beef, mutton, goat meat, cow milk and goat milk production, as well as increased costs for tick control.
- A programme for the eradication of *Amblyomma variegatum* should be prepared through the collaboration of various agencies including the Food and Agricultural Organisation (FAO), the Inter-American Institute for Cooperation on Agriculture (IICA), USDA/APHIS and the CARICOM Secretariat. The first phase of this programme, was scheduled to commence during the second quarter of 1994.

The programme has attracted some funding and the first phase which was due to start by June, 1994 will now start in 1995. This will be known as the Surveillance Phase with Contributions from the UK, Germany, USA, France, and IFAD. It now appears that Antigua's Programme will cost about US \$1, 118,000 of which a Donor Contribution should be US \$452,476. The programme will last five years. FAO and IICA representative will visit Antigua in March, 1995, for final discussions on plans for the start of the programme. It cannot be gainsaid that this programme will be important not only for the Caribbean but the Americas as a whole.

J. L. Robinson Council Member, CVA

* * *

The first batch of Veterinary Students from the Veterinary School in Trinidad will emerge this summer.



President of CVMA

Dr. Donald MacDonald has been elected as the president of Canadian Veterinary Medical Association

Suspended from CVA Membership

Belize, St. Lucia and Grenada have been suspended from CVA for non payment of subscription over a lengthy period of time. All CVA assistance including mailing of CVA News will be stopped to these countries until the suspension is revoked.

Learning From Women Of The Rainforest

A new video, *Women of the Rainforest*, has been produced by the Commonwealth Secretariat which focuses on how the Macusi Amerindian women of Iwokrama rainforest in Guyana conserve the environment to sustain their families.

The Iwokrama project was jointly set up by the Guyana government and the Commonwealth in 1990 when 360,000 hectares of virgin rainforest was allocated for research into sustainable development and the conservation of biological diversity.

Macusi women, who are renowned for their creativity, play a vital role in the collection of medicinal plants and herbs for healing, especially for women's diseases. They have also maintained the transfer of these skills from one generation to another. The video presents a success story of women's initiatives in sustainable development in the Commonwealth and demonstrates how Macusi Amerindian women have maintained a balance between the traditional and modern way of life. The women live in harmony with the forest which provides them with their day-to-day needs.

The video covers the process of growing, harvesting, processing and marketing cassava as a food crop as well as a means of obtaining additional income to support families. It focuses on how Macusi women have tried to adapt to modern health services.

The promotion of gender-aware environmentally sustainable development policies and

programmes is one of the priority areas addressed by the Secretariat. Successive meetings of Commonwealth Heads of Government, supported by ministers responsible for women's affairs, expressed concern about the lack of support available to enable women to use and share their knowledge, experience and traditional skills in environmental issues, and to broaden their expertise with appropriate training.

No Malice In The Macusi

What impressed Trish Williams most about the Macusi women is their lack of malice or deceit. Ms Williams, an independent radio and television producer from Britain who filmed the Secretariat's *Women of the Rainforest*, spent four days with the Amerindian women in Surama, a village on the edge of the Iwokrama site. "They live in complete harmony with the rainforest, which provides everything they need," she said.

Ms Williams went to Guyana last March for the final meeting of the Iwokrama Programme's interim board of governors. She chartered a plane from Georgetown and flew 90 minutes to the project site. Despite the isolation, Western civilisation is creeping in via a recently built road. The villagers see the Iwokrama project as protecting them and allowing them to develop the rainforest in a sustainable way. "It's so important for this project to get the money it needs," Ms. Williams said. - *Commonwealth Currents* 1994

Survey of Veterinarians In Canada Reveals That They Want A Higher Profile

Veterinarians in Canada feel that there is a lack of recognition of their profession by the public, by other medical professionals, and by the government. According to a formal survey undertaken by the Canadian Veterinary Medical Association (CVMA), veterinarians believe that this is the most important area in which their national association should be active.

The purpose of the survey was to determine how the CVMA can become more relevant to veterinarians. The survey was conducted by Optima, a social research consulting firm, in November 1994. Eight hundred and ninety-two veterinarians responded to the questionnaire, which was mailed to 2,491 CVMA members and nonmembers. This represents a 36% response rate, which is deemed to be above average for this type of survey.

The overall conclusion of the survey is that veterinarians clearly feel that the intangible services of the CVMA, such as public presence and government representation, should be the priority*, said Dr. Donald MacDonald, president of the CVMA. "The CVMA will use the results to build a stronger association. Certainly, we must keep our tangible services, such as the group investment, insurance, banking programs, and other services. But the focus of the CVMA, our members have told us, must be public and government relations and animal welfare advocacy".

Other findings of the survey are :

- * Six out of 10 respondents agree that professional ethics are strong among veterinarians.
- * Eight out of 10 veterinarians feel that feedback is sought and welcomed by the CVMA.
- * On a 2:1 basis, respondents feel that the CVMA is on top of the day-to-day issues of concern to veterinarians. Also, most of those surveyed do not agree that the CVMA is out of touch with the views of the majority of veterinarians.
- * A large majority of respondents do not feel that the CVMA is visible and has a high public profile.
- * Slightly more than half of respondents feel that, overall, the CVMA plays an important role in promoting the interests of veterinarians with government. Members (60%) are more likely to feel this way than are nonmembers (44%).
- * Veterinarians are equally divided over whether the CVMA plays an important role in promoting the interests of veterinarians with industry.
- * Three-quarters of veterinarians feel that the CVMA plays an active advocacy role on behalf of animal welfare.
- * Respondents are divided as to whether the CVMA represents their age group well.
- * Two-thirds of respondent agree that the CVMA represents their gender well. However, women (46%) are far less likely than men (75%) to agree with this statement.

* Approximately one-half of respondents agree that the CVMA represents their field of veterinary medicine well.

* Most veterinarians (80%) say that they read most of the material mailed from the CVMA. In addition, nearly two-thirds say that the information is useful.

* One-half of veterinarians report that they are not familiar with the mission statement of the CVMA.

* Nearly as many veterinarians agree as disagree that the CVMA offers the right mix of services and benefits.

* Two-thirds of veterinarians find the Canadian Veterinary Journal useful. Members are far more likely than nonmembers to say this.

* Half of the respondents do not find the Canadian Journal of Veterinary Research useful.

* A large majority of veterinarians (90%) feel that there should be more training for veterinarians regarding practice management. Eight percent agree that there should be more continuing education on recent technical developments.

* Nearly one-half of veterinarians say that they find the annual convention useful. Members (51%) are more likely than nonmembers (37%) to do so.

* Two-thirds of veterinarians find the CVMA Directory useful. The annual directory is more useful to members (77%) than to nonmembers (58%).

* Twice as many veterinarians (58%) feel that the National Examining Board is useful as those who do not (23%). Members (64%) are more inclined than nonmembers (51%) to find the NEB useful.

* Six out of 10 veterinarians say that Animal Health Week is useful. Employees of veterinary clinics (76%) are more likely than owners (55%) to agree with this statement.

* Nearly four out of 10 veterinarians are unaware of the international hospitality program.

* One-half of veterinarians find the Pet Food Certification Program useful to them, while (40%) do not.

* Most veterinarians (68%) find the animal welfare position statements useful.

* Nearly one-half of respondents do not find the professional awards or the membership cards and certificates useful. Members (43%) are more likely than nonmembers to find the cards and certificates useful.

* Overall, a large number of veterinarians are unaware of the membership info-line, the educational videocassettes, the Vetnet on-line communications system, the telephone ad program, the standard employment or associate contract, and the Junior Vet Club. Respondent are divided as to whether these services are useful or not.

* Although six out of 10 veterinarians feel that offering financial services is important, these services are substantially less important to them than other services.

* As with some of the other professional services offered, a large number of veterinarians are unaware of the specific financial services provided by the CVMA. In addition, many respondents do not feel that these services are useful to them.

* In the provinces where CVMA membership is mandatory, 79% of veterinarians say they would continue to be a member if membership were voluntary.

* What is particularly striking about the findings of the survey is the picture they paint of the veterinary profession in Canada. The survey demonstrates in a convincing fashion that Canadian veterinarians are a homogeneous group. Regardless of their gender, regional location, language, income level, or membership status in the CVMA, overall,

veterinarians across the country have similar views on almost each issue raised in the survey. This should make it somewhat easier for the Association to respond effectively to the aspirations of the veterinary profession.

* The findings of the survey will be discussed by the CVMA's council and committees when they meet for a strategic planning session in April. Dr. MacDonald emphasized that "in planning its programs, the CVMA must strive to have the highest public profile possible. The priority must be on having the CVMA present in the Canadian community and on being the leading organization on public issues affecting veterinary medicine".

(by Claude Paul Boivin, Executive Director, CVMA)

- Can. Vet. J. 36 P142 March 1995

CVMA's Code of Practice for Kennels

The Code of Practice for Canadian Kennel Operations has been finalized and is now available to veterinarians, breeders, and other groups concerned about animal welfare. The code, which was developed under the leadership of the Canadian Veterinary Medical Association (CVMA), has met with the complete and enthusiastic approval of all of the key stakeholders.

The code was co-written by Dr. Janet Lalonde, a recent recipient of the CVMA Humane Award. Dr. Lalonde explained that the idea for the code emerged from discussions on the new federal regulations controlling the importation of puppies from the United States. "There was a fear that once importation restrictions became law, there would be a surge of commercial puppy breeding operations on this side of the border", said Dr. Lalonde. "The code will be a valuable instrument for educating kennel owners in Canada. Moreover, the CVMA's long-term goal is to have the code used as the basis for kennel inspections and voluntary accreditation programs."

Dr. Lalonde has been active in publicizing the existence of the code. She was the author of the cover story in the January 1995 issue of *Dogs in Canada*. In addition, she has been an expert guest on several major television news programs.

The CVMA has offered the Canadian Kennel Club its support in making the code available to breeders and in establishing a kennel accreditation program. Dr. Donald MacDonald, president of the CVMA, expressed his appreciation to Dr. Lalonde and Dr. Harry Rowsell for preparing the text of the code and thanked the key stakeholders for their participation in the consultation process. These organisations are the Canadian Federation of Humane Societies, the Pet Industry Joint Advisory Council of Canada, the Canadian Kennel Club, the Canadian Council on Animal Care, Agriculture and Agri-Food Canada, and the Animal Alliance of Canada.

- Can. Vet. J. 36, P142 March 1995

Organ Piggybank

Genetically engineered pigs could substitute human organ donors

Researchers are contemplating the use of pig organs in order to overcome human donor organ shortage. The pig organs - such as hearts, kidneys, pancreatic glands - will be extensively researched and ready for use probably within 3 years, they contend.

Pigs have been selected because their organs are about the same size as human organs and are similar in shape and structure as well. Also, pigs produce large litters, and grow fast - maturing within 10 months.

But a foreign organ, when placed in a human body, is likely to be rejected by the body's immune system. So researchers have incorporated human genes in pigs to ensure that organs taken from such transgenic pigs are not

attacked by the human immune system. More than 40 transgenic pigs have already been produced, claim scientists (*Spectrum*, No.245).

Researcher David White, leader of a research team at Imutran Ltd., a Cambridge-based British company, which is involved in developing transgenic pigs, says that when they began work on the project in the mid-'80s, it was seen as science fiction. But over the years, scientists in other parts of the world, too, realised the potential of developing pigs as organ donors and now research centres in USA and Japan are also carrying out similar work.

For instance, Nexttran in Princeton, New Jersey, a joint venture of Baxter Health Care Corp and DNX Corp, a

Princeton-based biotechnology company, has also developed genetically altered pigs. Organs from these transgenic pigs are being used in baboon transplant experiments at Duke University in Durham, North Carolina. As baboons are closely related to humans, the results can prove useful.

Says Jeffrey L Platt, the Duke University surgeon who carries out the transplants and heads the university research team, "If all our experiments work as well as we hope, then we should be ready in about 2 years to attempt a pig to human transplant". Platt, however cautioned that his forecast was based solely on development of the technology and did not take into consideration issues such as approval of human experiments by the US Food and Drug Administration and other regulators.

Alexion Pharmaceuticals Inc at New Haven, Connecticut, is yet another biotechnology company that is breeding pigs incorporating human genes. University researchers in New York and Oklahoma are working with Stephen Squinto, Vice President (Research), Alexion. They are testing pig hearts, livers and lungs on primates the highest order of mammals. Initial results show that the pig

organs function as long as 48 hours in primates. In earlier experiments, when the human genes were not incorporated, grafted pig hearts in baboons were rejected in 60 to 90 minutes.

The concept of developing pigs as organ donors has not been welcomed universally - animal rights organisations have strongly opposed it. However, John Wallwork, Director of the Transplant Unit at Papworth hospital, near Cambridge, says that, "Only animal donors can close the gap and put an end to unethical practices of the impoverished selling kidneys to rich recipients in need of them, and to distressed relatives immediately after a sudden death having to face the ordeal of requests by surgeons for permission to remove organs for use as transplants".

Adds John W Fabre of the University of London, England, "In societies where animals are killed in tens of millions for food..... it would be difficult to argue on ethical grounds for a proscription on the killing of a tiny number of pigs to save the lives and restore the health of sick and dying patients".

- Down to Earth June, 1995

Completing The Great Gene Jigsaw

An epiphanic understanding of gene sequencing at last seems to reveal the tale of life and death

J Craig Venter has finally hit the jackpot. Till now, he was just another scientist who one worked with the National Institutes of Health (NIH) in USA; his only claim to fame - or rather notoriety - was his much - publicised row with the NIH authorities who refused to grant funds for his project on human genome sciences.

He has now deciphered the entire DNA sequence of a free-living organism. The sequence is a chain of 1,830,121 DNA bases, the chemical units of the genetic code which constitute the entire genetic database of the bacterium known as *Hemophilus influenzae*. "This is an incredible moment in history," raved Fredrick R Blattner of the University of Wisconsin. "This is what geneticists have been dreaming for a long time".

Every human cell contains DNA - the chemical basis of life - 97 per cent of which is regarded as "junk", while 3 percent of it, comprising 60,000-80,000 genes, is worthwhile. These hold the essence of life. When decoded, they reveal tales of sickness and health - life and death.

Venter began his work when he discovered a paper by a geneticist, Leroy E Hood, in which DNA is sequenced by robots, not manually. He obtained one of the first sequencing machines from applied Biosystems Inc, California to further accelerate the process.

Every living cell contains 2 nucleic acids - DNA (deoxyribonucleic acid) and RNA (ribonucleic acid.) DNA is present in the nucleus, which RNA is present outside it, in

the cytoplasm. RNA is widely distributed and exists in 3 forms messenger(m)-RNA (which carries messages from the DNA to the site of protein synthesis), transfer (t)-RNA (which identifies the required amino acid and carries it to the protein assembly line) and ribosomal(r)-RNA (the RNA present in ribosomes - the site of protein synthesis).

Each DNA has a corresponding RNA. The DNA code is read and the message is carried to the site of protein synthesis via the m-RNA. The t-RNA then identifies the required amino acid and carries it to the protein assembly line. This process continues till the complete protein is synthesised.

Venter observed that the cells know exactly which part of the DNA comprises genes. So he copied the genes into the m-RNA. He took the m-RNA and then made a DNA copy (c-DNA) complementary to the m-RNA. Thereby, only the genes were simulated. Venter produced thousands of such c-DNA pieces and then deciphered them by reading them on the machine. He could read them at rapidfire speed as he developed special software programmes to fit together the "enormous jigsaw puzzle".

Until now, geneticists discovered genes by observing what function is impaired when a mutation, or change of bases, is made in a bacterium's DNA. With the genes fully catalogued, they can start with a gene and search for its function. Soon they will be able to tell by examining an individual's genes whether she or he is likely to develop a

heart disease or be struck by breast cancer at any point of time in her or his life.

"The impact of this genetic information may become the mainstay of drug companies in future", says Jerry Slinghtom, a scientist working in the R&D wing of the from running US biotech firm Upjohn Co. and pharmaceutical companies realised this much before Venter had stumbled upon the discovery, when the scientific community was still scoffing at his seemingly unrealistic Human Genome Project. A handful of them, led by none other than the drug giant SmithKline Beecham, became firm Venter-believers when the scientist walked out of the NIH in a huff as his proposed project failed to acquire grants. The scientists disapproved of his "short-cut-approach". But Venter wanted to move fast

and he found a kindred soul in his colleague, William A Haseltine.

Together, they formed an alliance. Venter heads the non-profit Institute for Genomic Research in Gaithersburg, Maryland, while Haseltine is the chief executive officer of the Human Genome Sciences Inc in Rockville, Maryland, which has the right to commercialise the Institute's findings. The 2 "Gene Kings" were ardently courted by drug companies. Smith Kline Beecham, Hoffmann La Roche Inc, Upjohn and Pfizer Inc and Merck & Co invested megabucks in a bid to cash in on what they were convinced was a big bonanza - eventually to come up with the most lucrative corporate jackpot the world now has to offer.

- Down to Earth, June, 1995

Artificial musk

Natural musk from the musk deer is now being replaced by an artificial variety made by Chinese scientists working on this project since 1976.

Musk is an ingredient in 295 Chinese medicines, with the industry using 4,000-5,000 kg every year. The musk deer is an endangered and protected species in China and the musk trade is banned worldwide.

The trial involved over 1,000 patients in 7 hospitals. The trial production of artificial musk is on at the pharmaceutical institute of the Chinese Academy of Medical, Sciences.

New hepatitis virus

The hepatitis virus has already run through alphabets A to E. A recent study could well slot it up to J.

Tests conducted on a frozen blood specimen 30 years old led to the discovery of 3 previously unknown hepatitis viruses. Tentatively called GB-A, GB-B and GB-C, the viruses belong to the Flavivirus family which includes 2 known viruses - hepatitis C and yellow fever.

Scientists at Abbott Laboratories, Chicago, where the new viruses were discovered, are unsure of how far the new viruses affect humans.

Menopause in a sachet

Ciba-Geigy is marketing a hormone sachet, for women, to cope with menopause, an indication of diminishing oestrogen and ovarian functions. The symptoms are hot flushes and perspiration to osteoporosis.

Sealed in air tight sachets - the Estraderm TTS (transdermal therapeutic system) - the patch is applied to skin below the waist with a certain amount of skill. Exposure to air renders the patch ineffective.

Reducing brain damage

There were no cures for degenerative disorders like Alzheimer's disease. A recent work in the UK offers a way out. A hormone, Interleukin-1 (IL-1), thought to benefit head injuries, is not benign. By administering a receptor antagonistic to IL-1, the neurodegeneration was reduced.

Fungal boon

British scientists on a worldwide drive to screen marine fungi for possible use as drugs have found one on the Malaysian coast that can destroy leukaemia (blood cancer) cells (Spectrum, No. 245).

Gareth Jones of Portsmouth University, whose researchers did the screening, confirmed the lethal effect of the fungus on leukaemia cells but added that "Full details of the discovery are being kept secret at present." The chemical composition of the fungal compound with anticancer properties is now being studied by Jones' colleagues in Texas.

Relaying remedy

If an abnormality shows up in an ultrasound scan of a foetus, the image can now be transmitted to experts hundreds of kilometres away through a special fibre optic cable and their opinion received - all within a matter of minutes (Spectrum, No. 245).

The new technology is being tried out in the St. Mary's Hospital on the Isle of Wight off the southern coast of England, which has been linked through a fibre optic cable to the Centre for Fetal Care in Queen Charlotte's Hospital, London. The relayed image flashes on a video screen for an analysis by experts whose opinion can then be transmitted back - the whole procedure requiring just 15 minutes.

CVA REGIONAL NEWS

East, Central & Southern Africa

Namibia

We reproduce an editorial from the official News Letter of Veterinary Association of Namibia, The Manga, March 1995. :

The year ahead will offer a number of professional highlights, e.g. the 25th Congress of the World Veterinary Association, the Celebration of the 75th Anniversary of the Onderstepoort Faculty of Veterinary Science, our own Scientific Congress at Swakopmund etc. To keep abreast with new developments and changing environments affecting the veterinary profession, it is the responsibility of everyone of us to continuously further our knowledge and expertise in an effort to render the best possible service in whatever field of veterinary science we are engaged in. As mentioned at our Centenary Congress, the challenges ahead are manifold and complex and innovative solutions are called for. As veterinarians we are ideally placed to become more and more involved in matters affecting the sustainable use of Namibia's bio-resources and the conservation of our countries unique bio-diversity for the sake of our children and grandchildren. In the same spirit of involvement and responsibility, the profession as a whole will have to take note and guard against a possible flooding by non-Namibian graduates who are unable to find job opportunities in their own countries. Such veterinarians will be competing with Namibians - often the holders of bursaries - who are at present studying in Cuba, Harare, Onderstepoort or elsewhere and who rightfully can expect to be able to follow their careers, once qualified, in their own country. Under the pretext of a "free market economy" the overproduction of veterinarians in developed countries may not be to the detriment of Namibian veterinarians, by not being able to practice their profession in their own limited "veterinary market". Let our commitment and activities in all these spheres be guided by what is in the best interest of Namibia and all its people.

- Dr. Herbert Schneider - Editor

News from Zimbabwe

ZVA Eastern Highlands 75th Anniversary Congress 1995

Dates : Monday 11th to Friday 15th September 1995
Venue : Montclair Casino Hotel, Nyanga, Zimbabwe
Abstracts of papers intended for presentation should be submitted to :



The Congress Convenor
Dr.D. Bruce, C/o Box 2699
HARARE. Fax : 263-4-665715, Ph : 263-4-665711

The closing date for submission of abstracts is April 30, 1995.

The congress does not have a specific theme and any papers of veterinary interest will be considered.

Further details are available from the Congress Convenor on request.

Blood Substitute for Anaemia Dogs

A single transfusion of Oxyglobin 1 (Biopure Corp., Boston, Mass), a temporary oxygen transport solution derived from cow's blood, helped a Longhaired Dachshund overcome the near-irreversible effects of haemolytic anaemia, a condition that caused its red blood cell count to drop dangerously low. Tufts University School of Veterinary Medicine administered the red blood cell substitute.

Haemolytic anaemia is an insidious disease that triggers an immune response to blood. The dog needed steroids to arrest the disease and a transfusion to replace the dwindling red blood cells. Within two days, the benefits of the Oxyglobin transfusion and steroid therapy were apparent. Though still low, the red cell level had stabilised. Unlike donated blood, Oxyglobin is universally applicable to all species of animals and can be stored indefinitely.

- Aust Vet Practit 25 March 95

News From South Africa



SAVA Vice-President Anthony Erasmus, Dogmor Product Manager Nicolette Sikiotis, SAVA PR Committee Chairman Melvyn Greenburg, Petmor GM Denis Phillips and the producer of the video.

Promotional Video On Veterinary Science In South Africa Launched

The slick and informative Dogmor promotional video focusing on training in veterinary science in South Africa is on the shelves.

The video, a collaboration between Dogmor and the SAVA, has filled a very obvious and glaring vacuum as far as audiovisual promotional material is concerned. In the past, when schools, libraries, SPCAs and vocational guidance instructors requested information on training in veterinary science, we had no audiovisual material to offer them.

Now, thanks to the generous sponsorship of Dogmor, the SAVA has a video which can be proudly

shown to prospective veterinarians detailing, where to study, the duration of the courses and subject requirements. Miraculously the video even manages to detail the myriad fields of veterinary science into which a vet can venture - from wildlife to abattoir work. Each field is carefully investigated in just enough detail to inform the viewer without getting bogged down with too much information.

Petmor general manager Denis Phillips says he hopes the collaboration between the SAVA and Dogmor does not stop at this and he looks forward to continue the association with the SAVA.

The video includes interviews with faculty staff at Onderstepoort and Medunsa, snippets on the specialists working in interesting fields and even highlights the role of animals (and thus the role of veterinarians) in society. The veterinarian, at the interface between animals and man cements the relationship between these two parties.

It is just long enough to be informative and short enough to keep a child or school pupil's full attention for the duration of the video.

To date the video, which was screened at the Dogmor stand at the World Small Animal Veterinary Congress in Durban, has been well received by all.

The video is available at a cost of R50 from Dogmor with benefits filtering through to the SAVA.

- Vet News Nov '94

Use Of Ultrasound In The Diagnosis Of Cystic Ovaries In Cattle

Ovarian cysts occur frequently after calving in high yielding dairy cows. The more common type, luteinised ovarian cysts, may prevent the animal returning to oestrus, while follicular ovarian cysts may result in anoestrus, short oestrous cycles or nymphomania. Distinguishing between the two types of cysts is important to allow prompt and effective treatment. Progesterone immunoassays are useful for this purpose but may be less valuable in complex cases of ovarian disease and do not allow the clinician to monitor the progress of treatment. Dr Ian Jeffcoate and Dr Tim Ayliffe describe the use of ultrasound imaging to differentiate between the two forms and to follow the effects of treatment with prostaglandin, progesterone intravaginal devices or gonadotrophin-releasing hormone. They found that luteinised cysts could be easily distinguished by the presence of an echogenic rim to the cyst. Treatment of luteinised cysts with prostaglandin caused rapid regression and return to oestrus but the results of the other treatments were more variable. Follicular cysts treated with progesterone or gonadotrophin-releasing hormone triggered ovulation but had no immediate effect on the cysts.

- Vet. Record April 22, 1995, P406

Rwanda - A year later

Prof. J.E. Cooper and Ms M. E. Cooper, Centre Veterinaire des Volcans B.P. 105 Ruhengeri, Rwanda

Much has happened since violence erupted in Rwanda in April 1994. Three months of massacres and fighting ended in July with the exodus to Goma and its tragic consequences, all of which was dramatically recorded in the media. Since then, an empty country has gradually filled up again and, with the help of many foreign agencies, has moved towards rehabilitation; the new incumbents are actively taking over the reins from them. Things proceed falteringly and unpredictably but certainly forward. At present it is superficially quiet and stable and central Kigali is safer than many capitals.

While Rwanda shows little on the surface of the terrible events of last summer, this does not reflect the human suffering and losses nor the problems of resettling the traumatised population (as well as those returning after 30 years in the diaspora), of reconciliation and of reconstruction. Most homes were looted during and after the war and Rwandans and foreigners alike have had to find means of recovery.

What of the gorillas? They have suffered far less than the human population and a number of young were born during the conflict. Some of the habituated groups have moved to more distant areas but it is difficult to know whether this is a result of human disruption. The general health of the gorillas that can be visited is good. Internal tourism (visits by aid and UN workers) to two gorilla groups, despite the Parc National des Volcans being an area of high security, is providing some income for the country. Recent intense media interest will result, in the coming months, in plenty of visibility for the gorillas and welcome publicity for Rwanda on the screen and in photojournals.

What of the Volcano Veterinary Centre? Although the VVC building has been destroyed, the work goes on. The forest and its wildlife are vital to Rwanda, not only because they attract visitors and much needed foreign currency but also because they are ecologically important. However, the war and its aftermath have presented new threats. The risk to wildlife of infectious disease introduced by humans or domestic stock is greater than ever and likely to increase because of habitat destruction and social upheaval. An integrated approach to the region is required, linking the conservation of wildlife and habitat with the urgent need to feed and clothe the local population and to keep them healthy. The immediate goals of the VVC are therefore twofold:

- 1) to reestablish the veterinary programme for the gorillas and wildlife, with particular reference to preventive medicine and health monitoring. The laboratory plays a key part in this work and standard procedures are being developed that, in addition to being applicable in the field, ensure consistency and reproducibility in terms of sample collection and processing
- 2) to explore ways of collaborating more closely with colleagues in other disciplines, especially those concerned with zoonoses and public health.

The Coopers, who first returned to Rwanda in July and who set up home in Kigali in December, are likely to leave the VVC in the summer. Professor Cooper is determined that, despite the destruction and depredations of last year, his successor and his Rwandan counterpart will inherit a functioning laboratory and pathology programme that can provide support for the VVC's long-established and internationally known wildlife veterinary service.

Unusual Tinnitus - Like Condition In A Pony

Otoacoustic emissions are a rare phenomenon in animals analogous to tinnitus in humans. Noises heard by a patient are usually inaudible to others but in certain cases the ear may generate sound through a reversal of the normal hearing pathway. One such mechanism may result from cochlear efferent nerve fibres stimulating vibration in outer hair cells and eventually in the ossicle and tympanic membrane which then acts as a sound generator. Professor Joe Mayhew and colleagues report a bizarre case in which a five-year-old Welsh pony gelding was found to be emitting a high pitched noise from its right ear while hospitalised for surgery to remove a melanomous mass from its lip. The pony appeared oblivious to the noise, which had a constant mean frequency of 7 kHz and a variable amplitude. The authors note that otoacoustic emissions in horses are likely to be insignificant clinically but suggest that speculative musings on their relationship with headshaking may be intriguing.

- Vet. Record April 22, 1995 P419

CVA REGIONAL NEWS

West Africa

Sir Dawda in U.K.



Sir Dawda Jawara Patron of the Commonwealth Veterinary Association who was displaced as President of the Republic of The Gambia in a coup last year is now residing in U.K. He is evincing keen interest in professional activities and has been keeping abreast with the veterinary profession. He visited Cambridge and met CVA former President Dr. J.T. Blackburn (Report on Page 3) and also visited the Veterinary School at Cambridge. He will be participating at the review committee meeting of the CVA scheduled to be held at London from August 21st to 26th, 1995. The CVA Executive will look forward to meeting Sir Dawda in London.

Dr. William Amanfu In Practice In Namibia.



Dr. William Amanfu former CVA councillor of Ghana and former Regional Representative of West Africa has left Ghana to take up an assignment in Namibia. Many veterinarians in the CVA will miss Willi who did a magnificent job as Regional

Representative for the West African Region

The Regional Representative of West Africa Dr. Koney is trying hard to communicate with in the region. The coup in Gambia and the fierce fighting in Sierre Leone has made it impossible for the Veterinarians to meet. With the suspension of Nigeria from CVA all communication has been cut off. It is hoped that normalcy will return soon.

Some 1050 Delegates Attend Buiatrics Congress

The 18th World Buiatrics Congress in Bologna, Italy in September this year was attended by over a thousand delegates from 42 countries.

The scientific programme included 168 oral and 171 poster communications covering most topics related to buiatic sciences. Four satellite symposia were also organised. The proceedings of this congress (two volumes with a total of 1601 pages) are available for institutions and can be ordered from Sogepaco, Italy on fax 39-51-637549.

During the congress, Sydney, Australia was unanimously proposed by the World Association for Buiatrics Committee as the official venue of the 20th World Congress in 1998. Further information on this congress can be obtained from : Dr. R. Rheinberger on Fax 61-46-551212.

Nigeria Suspended from CVA

Nigeria has been suspended from CVA for non payment of subscription over a long period of time. With this suspension all CVA assistance to Nigeria including mailing of CVA News to its members will be stopped with immediate effect

CVA REGIONAL NEWS

U.K. Mediterranean

James Herriot Library Opened

Mr. Jim Wight, son of the bestselling author James Herriot, opened a new Veterinary Library at the University of Glasgow on February 24 (picture on right) which has been named the James Herriot Library. James Herriot was the pen-name of Alf Wight, who qualified as a vet at Glasgow Veterinary College in 1939. Alf Wight agreed to the library being named after him last November, regarding it as 'the most cherished tribute which has ever been paid to me'. In opening the library, his son, himself a Glasgow veterinary graduate, said, 'This is like a last chapter for him, a crowning at the end of a very rewarding life'. Dr. Herriot passed away on Feb 23, 1995.

Dr. Laura Bowen Reg. Rep U.K. Mediterranean is working very hard to arrange the CVA Program Review meeting in London from August 21st to 26th, 1995. The meeting will be held at the Royal Army Medical College, London



Animal Welfare Symposium

The Animal Health Trust The British Veterinary Association, Animal Welfare Foundation and The Royal Society for the Prevention of Cruelty to Animals held a symposium on The Welfare Problems of Food Animals and Equines in the presence of Her Royal Highness The Princess on Thursday 20 April 1995.

The following were the topics and speakers who participated in the symposium

'No foot, no horse' Dr. Sue Dyson, Animal Health Trust

'Welfare aspects of foot lameness in cattle' Mr. Roger Blowey, Practitioner - Gloucester

'The impact of foot problems on pig welfare', Emeritus Professor Richard Penny, Consultant

'A sheep's foot in time saves nine' Mr. David Henderson, Moredun Research Institute

'The poultry industry: have they a leg to stand on?' Professor John Webster, Bristol University

Summary and conclusions Mr P.R. Davies CB, Director General RSPCA

New President Of FVE

Mr. Francis



Anthony, past President of the BVA, was elected unopposed as President of the Federation of Veterinarians in Europe at the FVE's Annual General Meeting, which was held in Seville on April 6 and 7.

Mr. Anthony, who is also Chairman of the BVA's Animal Welfare

Foundation, will hold his new post for the next two years, with the possibility of re-election in 1997 for a further two-year period.

Two other UK representatives were elected to new offices during the FVE's sectional meetings. Mr. Ray Harding, who is currently working in the pharmaceutical industry in France, became the President of the European Federation of Veterinarians in Industry and Research, and Mr. Fred Nind was elected as one of three Vice Presidents of UEVP, the section representing practitioners.

Reflecting the increase of countries with full member status within the organisation - currently 18 - the FVE decided to increase its number of Vice Presidents from two to three. After a close vote between five candidates, Mr. Christopher O'Brien Lynch, from Ireland, Mr. Herbert Lundstrom, from Sweden, and Mr. Francisco Orozco, from Spain, were elected. Mr. Jan Gajentaan, from the Netherlands, was elected to the post of secretary-general. Meanwhile, the Polish Veterinary Association was admitted to observer status within the Federation.

Not Only Repulsive But Deadly Too

The repulsive cockroach does not merely send shivers down your spine - it can carry with it the deadly gastroenteritis germs.

According to a PTI report from New Delhi, recent findings of scientists from the Indian Veterinary Research Institute (IVRI), at Izzatnagar in Uttar Pradesh, India indicate that cockroaches are important agents for spreading *Salmonella paratyphi* germs which are responsible for outbreaks of gastroenteritis and enteric fever.

Cockroaches, which mostly dwell in sewers and frequently visit kitchens and stores in the night to feed on left overs, transmit several food-borne diseases by contaminating kitchen surfaces, feeding vessels and food items left in the open.

Alastair Mews Memorial Trust

The Alastair Mews Memorial Trust has recently been set up in UK with the aim of achieving significant but realistic changes in farm animal and equine welfare.



Mr. Mews, former Regional Representative, UK

Mediterranean who died in April last year, worked hard to improve the welfare of animals, particularly that of farm livestock. As a veterinary surgeon and spokesman for the RSPCA, he believed strongly in the importance of encouraging communication between people with opposing viewpoints on farm animal welfare and it is with this objective of 'bridge building' that the Trust aims, among other things, to hold informal seminars where some of the more difficult or controversial issues can be discussed.

Another objective of the Trust, which is a registered charity, is to inform young Europeans of the importance of farm animal welfare by running practical workshops for veterinary and agricultural students from different countries.

The Trust is also convening a seminar later this year to focus on the ways in which science can be used to bring about beneficial changes in livestock rearing. It will be held at the Ammerdown Study Centre, where Mr. Mews began his farm animal welfare work in 1980. The Trust has also secured a commission from Chapman and Hall for a new book on farm animal welfare which is due to be published in 1997.

For further information contact **The Alastair Mews Memorial Trust, Lockyers Farm, Copsale, Horsham, West Sussex RH13 6QR, telephone 01403 730596.**

Failure is success if we learn from it.

Malcolm S. Forbes

Abstracts

Sex Preselection In Cattle : A Field Trial

Producing livestock progeny of a predetermined sex has been a long sought goal of producers worldwide. Benefits would be expected to follow in terms of genetic improvement and farm management and the tailoring of offspring to meet particular market demands. In spite of numerous approaches to the problem only one procedure has stood the test of laboratory validation and appropriate skewness of the sex ratio of the progeny. This procedure (Beltsville Sperm Sexing Technology) is based on the well established difference in total DNA content between mammalian X- and Y-chromosome bearing sperm (Johnson 1992). The separation is carried out by flow cytometric sorting of individual sperm (Johnson and others 1989, Johnson 1991, Cran and others 1993) and the separated sperm populations may be either inseminated surgically or used for *in vitro* fertilisation (IVF). These reports have demonstrated skewness of the sex ratio in rabbits, pigs and cattle ranging from 70 to 90 per cent. In an initial study to produce progeny in cattle, Cran and others (1993) reported the birth of six calves using this technology; all the calves were of the predicted sex. The present report is an extension of these studies carried out in a field trail in which Y sperm only were sorted, then used for IVF to produce embryos for transfer to recipient cows. We report here the birth of 41 calves that had a sex ratio of 90 per cent male.

D.G. Cran, L.A. Johnson, C. Polge 1995 - *Veterinary Record* 136, 495-496

Terfenadine Toxicosis In Dogs

Terfenadine is an antihistamine that has been reported to be safe for use in people and animals, with minimal effects on the central nervous system. However, 41 suspected cases of terfenadine toxicosis and six confirmed cases were reported in dogs between 1987 and 1992, with signs in the confirmed cases which included vomiting, incoordination, ataxia and tremors, hyperactivity and hyperthermia. The mean time from exposure to the onset of clinical signs was approximately eight hours, and the mean dose (when known) was 84 mg/kg bodyweight, with a range from 6.6 to 557 mg/kg.

Otto, C.M. & Greentree, W.F. (1994) *Journal of the American Veterinary Medical Association* 205, 1004

Disease Conditions Of Canine Anal Sacs

The physiological role of the anal sacs is uncertain, the colour and consistency of their contents are variable even in healthy dogs, and there are no pathognomonic signs of impaction or sacculitis. Other diseases such as vaginitis, flea allergy, atopy, proctitis, parasites and perianal fistulae must therefore be eliminated before the anal sacs are implicated as the cause of the clinical signs. The wide variations in the nature of the anal sac secretions may lead to misinterpretation and the overdiagnosis of sacculitis.

Van Duijkeren, E. (1995) *Journal of Small Animal Practice* 36, 12

Relationship Between Milk Yield And Infertility

The associations between the milk yields in early lactation of individual cows and the incidence of five categories of reproductive disorders were studied in 56,772 Finnish Ayrshire cows in 5912 herds which calved between September 1985 and September 1986. The percentage risk of the incidence during a lactation of early metritis was 2.4 per cent, of late metritis 1.1 per cent, of silent heat 5.4 per cent, of ovarian cyst 6.6 per cent and of other reproductive disorder 2.1 per cent. The risk of early metritis decreased with increasing 37 day milk yield, but the risk of silent heat, ovarian cyst and other problems increased with increasing 6 day milk yield. The risk of early metritis, ovarian cyst and the infertility problems increased with increasing 305 day herd milk yield. Cows that calved during the colder, darker seasons of the year had a higher risk of reproductive disorders than cows that calved at other times.

Grohn, Y.T., Hertl, J.A. & Harman, J.L. (1994) *American Journal of Veterinary Research* 55, 1521

General Article

Oral Vaccines Against Canine Rabies

WHO Announces World's First Field Tests

The world's first controlled field trials of rabies vaccines contained in baits for dogs will be launched next year, the World Health Organization (WHO) announces. The specially - developed oral vaccines are aimed at the millions of free-roaming dogs which cannot easily be immunized by injection.

The plan is being developed by rabies experts working in 15 countries, who concluded a three - day meeting on the subject at WHO headquarters in Geneva. The specialists were from Canada, Egypt, France, Germany, India, Israel, Kenya, Morocco, Philippines, South Africa, Switzerland, Tanzania, Tunisia, Turkey, and the United States of America.

More than 33,000 people die

Worldwide, more than 33,000 people die of rabies each year, and millions of others are at risk. Most of the deaths are due to bites or scratches from rabid dogs, although other animals - wild carnivores, particularly foxes - also carry and spread the rabies virus.

Most cases of human rabies occur in African and Asian countries, but canine rabies represents a public health threat in many other parts of the world. In human rabies, the incubation period can be from about four weeks to a year before the first symptoms appear.

Vaccination

Once symptoms develop, the disease is invariably fatal. However, it can be prevented by timely administration of a series of vaccine injections soon after an attack by an animal. In 1992, about 6.5 million people were vaccinated after exposure to suspected rabid dogs. Of these people, five million were in China, and half a million were in India. About 200,000 people in African countries, and 175,000 in Europe, also were vaccinated.

The costs of such vaccinations represent a heavy burden on public health services. The immunization of animals, while not a cheap exercise, is regarded as cost-effective in reducing the need for post-exposure treatment.

Immunization against rabies

The immunization against rabies of foxes in Europe and Canada, and raccoons in the United States of America, using baits scattered across countryside areas, has been successful in recent years. About 58 million such baits have been distributed in Europe and North America since the method was introduced in 1978.

Oral vaccination in Europe

Currently, a campaign for oral vaccination of foxes, coordinated by WHO and covering 300,000 square kilometres in ten European countries - Austria, Belgium, Czech Republic, France, Germany, Italy, Poland, Slovakia, Slovenia and Switzerland - is under way. Experts believe this strategy of repeated campaigns is likely to lead to the elimination of the disease in most European countries within the next few years.

The extension of this approach to dogs is a major advance in the war against canine rabies, which is in turn the biggest risk of the disease in humans, said Dr. Francois-Xavier Meslin, Chief of the WHO Veterinary Public Health Unit in Geneva. Our long-term aim is the elimination of rabies in dogs through a combination of injectable and oral immunization campaigns in a number of countries. The first step is to conduct carefully - organized trials of oral vaccines for dogs, and this should begin next summer.

Experiments and field-trials

In studies coordinated by WHO, veterinary researchers from a number of countries have been experimenting with baits of various food flavours, to try to identify the characteristics which make a bait attractive and efficacious.

The recipe for success is a combination of bait and vaccine which dogs will take when they are given it or encounter it, and which pose minimum risk to other animals or to humans. Apart from their taste, the size, colour, shape, odour and texture of the baits are important ingredients. The locations where the baits are distributed - for example, waste disposal sites, rural roadsides or clusters of feeding spots - are also of key importance.

The international experts in the disease has begun discussions of the results of studies of the safety and efficacy of the vaccines and experimental basis. They will propose a plan to start field experiments in countries in Africa and Asia.

The first carefully - controlled field trials of oral vaccines for dogs are likely to be held in Tunisia, Turkey and areas of Southern Africa in 1995. Tunisia and Turkey are the preferred test countries because their dog populations have been well studied and WHO has close working links with veterinary specialists there. If the trials are successful the use of oral vaccines will be extended to other countries.

For further information, contact Dr. Francois-Xavier Meslin, Chief Veterinary Public Health Unit, WHO, Geneva, Telephone +41-22-791-2575.

Meat Production Rises In Asian Countries

Non-vegetarian dishes on the Indian dining tables are increasing every day, says an international expert on livestock and food security.

Expert Masao Sasaki of the Food and Agriculture Organisation (FAO), a UN body, says that total meat production in the country has registered an average annual growth rate (AAGR) of 3.1 per cent during 1983-93.

The AAGR in the Asia-Pacific was 6.3 per cent as compared to 2.8 per cent for the world, when confined only to Asian developing countries, he pointed out, AAGR was 7.3 per cent.

Malaysia (9.2 per cent) Pakistan (8.6 per cent) and China (8.5 per cent) were the top three countries which recorded outstanding progress in total meat production in the past decade.

Talking to a visiting UN correspondent, the FAO expert said the AAGR of Bangladesh for the same period was 3.9 per cent against Nepal's 2.4 per cent.

According to him, the poultry meat production in India during the last decade had an AAGR of 12.7 per cent, close to China's 12.9 per cent.

According to Mr. Sasaki in some Asian countries, meat of large ruminants (cattle and buffaloes) has been still regarded as a by product. Very old animals are generally set aside to be slaughtered and their meat sold, generating the supplementary income of the farmer.

However, the rapid economic development in many Asian countries, with increasing demand for more meat on dining tables, resulted in the rapid shift on the role of large ruminants from draught power to meat.

For non ruminants (pigs and poultry) sector, the development is also very rapid, he added.

According to him, AAGR on beef and veal production was 5.1 per cent for the Asia Pacific and 7.3 per cent for the Asian developing countries as compared to merely one per cent for the world.

However, it should be noted that the outstanding performance of China alone (23 per cent) with its large production output (1889 tonne in 1993) uplifted AAGR of Asian developing countries into this rather high level, Mr. Sasaki said.

In India, according to him, the meat production had jumped to 3997.3 thousand tonnes in 1993 from 3010.9 thousand tonnes in 1983 as per FAO estimates.

Beef production: Mr. Sasaki said India's beef and veal production had gone upto 1276 thousand tonnes, from about 960 thousand tonnes in 1983, showing average annual growth rate of more than three per cent against the Bangladesh's AAGR of 1.4 per cent and Pakistan's 5.8 per cent.

About the pig meat production, the expert said pig meat was by far the most favourite in many Asian countries, sharing 60 per cent in Asian developing countries. The AAGR for the pig production during 1983-93 in India was 0.4 per cent against China's 7.3 per cent and Sri Lanka's 3.1 per cent, he said.

The expert said that poultry meat (Broiler) production has been favoured in recent year in India, Indonesia, Malaysia and Nepal since there is no religious taboo for poultry as compared to beef and pork in these countries. - Lokmat Times June 25th '95

CALENDAR - 1995

VII International Congress of Toxicology, 2nd - 6th July, Seattle, U.S.A.

Commonwealth Veterinary Association Executive Committee Program Review meeting,
21st - 26th August, London U.K.

Australian Winter Conference, 27th August to 1st September. Sydney Australia

XXVI Congress of World Veterinary Association, 3rd - 9th, September, Yokohama, Japan

7th International Conference on Human-Animal Interactions, 6th - 9th September, Geneva,
Switzerland.

International Conference on Human - Animal Interactions, 6th - 9th September, Geneva
Switzerland.

ASAVA/AVA North Queensland Branch Conference, 23rd - 30th September, Port Douglas,
Queensland, Australia.

XII International Symposium on Problems in Listeriosis and Workshop on Detection and Typing
Methods for *Listeria monocytogenes* 1st - 6th October, Perth, Australia.

American College of Veterinary Surgeons, Fifth Annual Veterinary Symposium,
27th October - 3rd November, Chicago. USA

1996

VI International Conference on Goats, 7th -12th May Beijing, China

13th International Congress on Animal Reproduction, 30th June - 4th July, Sydney.

XX World's Poultry Congress and International Exhibition., 2nd -8th September, New Delhi, India

World Small Animal Veterinary Association, October 6th - 11th, Jerusalem, Israel.

ADVERTISEMENT TARIFF

Full Page US \$ 400,

Half Page US \$ 200

Quarter Page US \$ 100,

Back Cover and Selected Pages : US \$ 800

\$25 per column inch of classified advertisement.

Colour Pages quotation on request

Annual Subscription for CVA News is 12 Aust. \$ Life Subscription 300 Aust. \$
Subscriptions should be sent to Secretary / Treasurer, CVA



COMMONWEALTH VETERINARY ASSOCIATION

- Patron** : His Excellency, Sir Dawda Jawara
President, Republic of The Gambia
- President** : **Dr. B.N. Touray**
C/o International Trypanotolerance Centre,
Private Mail Bag 14 Banjul,
THE GAMBIA (WESTAFRICA)
☎ (00220) Off : 462925/462228/462929/☎ 495752
Cable: ITC, Banjul The Gambia Telex -2301. GV Fax-462924
- Vice President** : **Dr. D.D. Wanasinghe**
16/1, Park Road, 1st Lane, Ratmalana, Mt. Lvinia,
SRI LANKA
☎ (0094) 30 473136 Fax : (0994) 1 446650
- Secretary Treasurer** : **Dr. W.J. Pryor**
Galwiji, Pryor's Road, Scotsburn, RMBN 141,
Victoria, AUSTRALIA 3352
☎ (0061) Off : 53 413397, Fax : (0061) 53 412273
- Programme Director** : **Dr. Bert Stevenson**
P.O. Box 1410, Sackville, N.B.
CANADA EOA 3C0
☎ (001) 506 5360135 Fax (001) 506 5361801
- Immediate Past President** : **Dr. J.T. Blackburn**
No. 65/A Shelford Road, Trumpington,
Cambridge, CB2 2NB, U.K.
☎ (0044) 223 841158 Fax (0044) 223 844558

Regional Representatives

- | | | | |
|--------------------|--|--|--|
| ASIA | Dr. A. A. RAMZEE
7/2nd Floor, Farid Plaza
65, Shadman Market
Lahore-54000 PAKISTAN
☎ (0092) 42 485637
FAX : (0092) 42 229521 | EAST/CENTRAL/
SOUTHERN AFRICA | Prof. Peter Msolla
Dean, Veterinary Faculty
Sokoine Univ. of Agric.
P.O.B. 3000 Morogoro, TANZANIA
☎ (00255) 56 3236/4652 ☎ 4911
FAX: (00255) 56 3718/3821 |
| AUSTRALASIA | Dr. Derek V. Timbs
Ministry of Agriculture
The Homestead
Ruakura Agricultural Centre
Private Bag 3080 Hamilton
NEW ZEALAND
☎ (00647) 8385838 FAX: 8385785 | WEST AFRICA | Dr. E.B.M. Koney
P.O. Box A-24,
La, Accra
GHANA
(WEST AFRICA)
☎ (00233) 21 775388
FAX: (00233) 21 668245 |
| CANADA | Dr. Keith Amiel | U.K. | Dr. Laura J. Bowen |
| CARIBBEAN | 19 Mountain Spring Drive
Kingston,
JAMAICA | MEDITERRANEAN | C/o. British Veterinary Assn.
7, Mansfield Street, London,
WIM OAT. ENGLAND
☎ (0044) 71 6366541 049133745 (H)
FAX: (0044) 491 652072071 4362970 |
| WEST INDIES | WEST INDIES
☎ & FAX : (001) 809 9272708 | | |

Dr. S. Abdul Rahman

Editor

COMMONWEALTH VETERINARY ASSOCIATION NEWS

123, 7th B Main Road, IV Block (West), Jayanagar, Bangalore -560 011 India

Tel (0091) 80 6635210/646857 Fax : (0091) 80 6635210