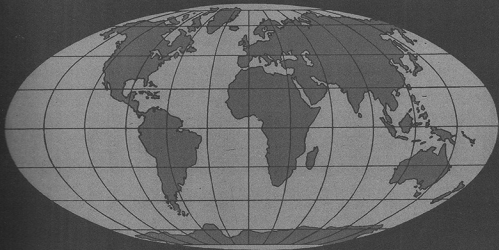


VOLUME 5 NO.1



JANUARY 1990

# COMMONWEALTH VETERINARY ASSOCIATION



# NEWS



## COMMONWEALTH VETERINARY ASSOCIATION

- Patron:** His Excellency, **Sir Dawda Jawara**,  
President, Republic of The Gambia
- Hon. President for Life:** **L.P.E. Choquette**  
29, Elgin Avenue, Aylmer, P.Q. J9H 1C9  
Canada
- President:** **Dr. J.T. Blackburn**,  
C/o. British Veterinary Association,  
7 Mansfield Street,  
London, W1M 0AT ENGLAND  
☎ Off : (01) 6366541 Home : (0223) 841158  
Cable : BRIVETAS Phone - London W1 Fax - 014362970
- Vice President:** **Dr. B.N. Touray**,  
C/o. International Trypanotolerance Centre,  
Private Mail Bag 14 Banjul,  
THE GAMBIA (WEST AFRICA)  
☎ Off : 92925/92928/92929 Home : 95752  
Cable : ITC, Banjul THE GAMBIA Telex - 2301. GV Fax - 92924
- Secretary Treasurer:** **Prof. J. Archibald**,  
35, Lynwood Place, Guelph  
Ontario, CANADA N1G 2V9  
☎ Off : 519-823-8800 ext 4303 Home : 519-824-1304  
Telex - 069-56645 U of G INAT GLPH Fax - 5197671101

### Regional Representatives

- ASIA** **Dr. D.D. Wanasinghe**,  
Veterinary Research Institute,  
Gannoruwa, Peradeniya,  
SRI LANKA  
☎ Off : (08)88311-88312
- AUSTRALASIA** **Dr. W.J. Pryor**,  
Galwiji, Pryor's Road,  
Scotsburn, RMBN 141,  
Victoria, AUSTRALIA 3352  
☎ Off : (53) 413397  
Fax : 053412273.
- CANADA CARIBBEAN** **Dr. J.L. Robinson**,  
Chief Veterinary Officer,  
Ministry of Agriculture,  
Fisheries & Land,  
P.O. Box 1282, St. Johns,  
Antigua, WEST INDIES.  
☎ Off : 809-462-1081  
Home : 809-462-1121
- EAST/CENTRAL/  
SOUTHERN AFRICA** **Dr. S.P. Kamwendo**,  
Malawi, Veterinary Association,  
P.O. Box 143,  
Lilongwe,  
MALAWI
- WEST AFRICA** **Dr. B.N. Touray**,  
C/o. International Trypanotolerance  
Centre, Private Mail Bag 14,  
Banjul, THE GAMBIA  
(WEST AFRICA)
- U.K.  
MEDITERRANEAN** **Dr. Alastair Mews**,  
C/o. British Veterinary Association,  
7, Mansfield Street,  
London,  
ENGLAND W1M 0AT.  
Off : (01)6366541

**Dr. S. Abdul Rahman**  
Editor

**COMMONWEALTH VETERINARY ASSOCIATION NEWS**

123, 7th B Main Road, IV Block (West), Jayanagar, Bangalore 560 011 INDIA Tel 0812 641200

Published twice a year by the Commonwealth Veterinary Association



Editorial Board  
Dr. J.T. Blackburn  
Dr. B.N. Touray  
Prof. J. Archibald  
Dr. D.D. Wanasinghe  
Dr. W.J. Pryor  
Dr. J.L. Robinson  
Dr. S.P. Kamwendo  
Dr. Alastair Mews

Published by  
Mrs. Shireen  
Intervet Publishers  
124/2, 7th B Main Road,  
IV Block (West), Jayanagar  
Bangalore 560 011 INDIA

In Association with  
Commonwealth Veterinary Association  
35, Lynwood Place, Guelph,  
Ontario, CANADA N1G 2V9

Advertising Enquiries  
Dr. J. Archibald  
35, Lynwood Place, Guelph,  
Ontario, CANADA N1G 2V9

Design by  
Spectrum Communications,  
Bangalore, INDIA

Layout & Typeset by  
Foreword Impressions,  
310, Embassy Centre, 11,  
Crescent Road, Bangalore 560 001 INDIA

Printed at  
Printcraft,  
60-Y, III Block, Rajajinagar,  
Bangalore 560 010 INDIA

Editor  
Dr. S. Abdul Rahman

## CONTENTS

Editorial	page 2
President's Column	4
Commonwealth Veterinary Association News	5
Pan Commonwealth Conference	6
Book and Journal Programme	11
Twinning Project	13
Nostalgia	16
Commonwealth News	17
CHOGM	18
Regional News	
Asia	20
Australasia	34
Canada Caribbean	40
East, Central & Southern Africa	43
West Africa	47
UK Mediterranean	48
General Articles	52
Abstracts	54
International News	55
New Publications	56
Correspondence	56
Calendar	57

## EDITORIAL



*News coverage of Veterinary affairs in the Commonwealth countries, in the past often left much to be desired, due to lack of a vehicle of communication. It was Dr. J. Archibald the Secretary/Treasurer of Commonwealth Veterinary Association who in mid 1984 first started the "CVA News column" in journals published by national associations. He later on in 1986 founded the CVA News. With the introduction of CVA News, a network of relationship at all levels, unique to the Commonwealth Veterinary Association developed. When the CVA expanded from 12 member countries in 1968 to 39 in 1986, the need for a full time editor for the CVA News was felt and Dr. T. B. Cleland was inducted as the Editor. Dr. Archibald, and later on Dr. Cleland have within a short span of 4 years succeeded in bringing together the six regions of the CVA. While Jim became busy trying to arrange the affairs of the CVA with a membership of over 40 countries it was left to Brock to sustain the publication. "Any success that CVA News carried springs from his (Jim's) original efforts" says Brock. The nursing of CVA News has however been done by Brock. Be it at seminars, conferences or meetings, Brock was there collecting information, taking photographs, talking to people and imbibing as much of the information as possible and later on churning out a delightful account of the events. His decision to retire has left a void in the CVA. We will miss you Brock! My job as Editor has become doubly difficult as not only have I to collate and edit the News from the Commonwealth but also match the information standards set by Jim and Brock. How well I do this, only, time shall tell.*

*The related issue of population and food are constantly in the news these days. The World population has increased significantly between 1950 and 1980 and more so in the developing Commonwealth countries of Africa, Asia, Caribbean and South Pacific. The dietary needs of the inhabitants in these countries are far from being met, since in Asia alone 300 million people do not have enough to eat. Despite food imports and aid, the food available per day and per inhabitant in the low income countries of the Commonwealth is far less than the critical level of 2500 calories defined by FAO. According to a FAO study "Agriculture towards 2000" the demand for meat, dairy products and eggs will increase more rapidly than the demand for fruit, vegetables and cereals. It is known that when the average GNP per capita increases, the average quantity of food available per inhabitant also increases but the dietary and nutritional structure changes, with a greater preference for calories of animal origin. There is growing demand for animal protein, particularly in developing countries, and to enable this demand*



to be met, it will be necessary to increase livestock production and in order to do so, the role of the Veterinarian will be more important than ever before.

There are number of challenges for the Veterinary Profession, and to meet them, the Veterinarians have to be fully geared. It cannot be done in isolation. The obstacles are similar if not common whether it is Africa, Asia, Caribbean or South Pacific. On the other hand advances in Veterinary Medicine (Animal Health) and Livestock Production have been phenomenal in the developed countries of the Commonwealth. An interaction of ideas between developed and developing countries is highly essential. Information needs to be disseminated within the Commonwealth countries, and what better media could be thought of other than a magazine. Through the CVA News it is hoped to bridge the gap of communication and bring information within the Commonwealth countries to the doorstep of every Veterinarian.

What is the role of the readers in this programme of sharing information? First, and foremost in my mind is that they should send us information, whether it be research, clinical notes or news items of Veterinary interest from their regions. According to Brock, the response from readers in the past has generally been very favourable to the broadening of the scope of material published, but the CVA News has to grow. As most readers would be aware, and in contrast to some scientific journals, the editing of CVA News is service work done by people with other full time careers. The purpose of editing is to ensure the readability and credibility of material published in the magazine for the benefit and information of its readers. Unless the readers share their information, it will remain unknown or little known. One of the advantages the CVA has over other similar International Veterinary Organisations is the language. English being the language of the Commonwealth, information can easily be disseminated, and understood. Secondly, our major strength is the professional relationship, at all levels, which is unique to the Commonwealth. CVA has been active ever since its birth at Southport, U.K. in 1962 but it is only through the CVA News that our own awareness of the CVA's unsung achievements has increased.

Let us all dedicate ourselves to the endeavours of the CVA, in strengthening the links between the Commonwealth Countries and sustaining them.

*S. Abdul Rahman*  
Editor



**Dr. J. Archibald**



**Dr. T. B. Cleland**

---

"As I look back on the years gone by I realize that they are made up of many things. Forty five percent of those things are "things one did that one shouldn't have done" and another forty five percent are "things one didn't do that one should have done". Such is the curse of an apolitical nature. - T.B. Cleland

# COMMONWEALTH VETERINARY ASSOCIATION

## President's Column



This edition of the News represents a new phase in the development of our Association. The News has a new Editor, Dr S Abdul Rahman of Bangalore and we welcome him to the team and wish him well in his work, the News is printed and distributed from Bangalore.

This move is part of the Association's long term plan to disperse the major tasks involved in running the Association around the Commonwealth. Please give the Editor your full support just as you gave to our previous Editor, Brock Cleland.

This change means that we have now said farewell to Brock Cleland who has been Editor since early 1986, the man who really put the News on its feet and also put this Association on its feet by helping to establish the most important aspect of our recent development, namely improved communications. Thank you Brock you did a tremendous job, we know that you have not retired from the scene entirely and that we shall be hearing from you frequently.

It is appropriate that with this, the first issue of the News to come from the Asian region, we have the pleasure of noting that Pakistan has rejoined the Commonwealth and some time ago when this move was anticipated your Executive made contact with the Pakistan Veterinary Association with a view to inviting them to join the Commonwealth Veterinary Association when Pakistan rejoined the Commonwealth. Dr Wanasinghe, Asian Regional Representative is now dealing with this and hopefully by the time that you read this issue of the News, Pakistan will be a member of the Commonwealth Veterinary Association.

Of the forty-nine countries represented at the Commonwealth Heads of Government Meeting in Kuala Lumpur, October 1989 only seven are not yet members of our Association namely:

Brunei, Kiribati, Maldives, Malta  
Nauru, Seychelles, Tuvalu

The relevant Regional Representatives are establishing contact with these countries to invite them to join our Association. It is appreciated that some of the smaller island states may not have veterinary departments but no doubt they all have animals and poultry. By establishing contact with them we may be able to assist in some way. Anyone who has direct contact with any of these member states of the Commonwealth please notify the appropriate Regional Representative to assist in establishing channels of communication.

The 1st January 1990 represents a halfway mark for the current Executive which came into office 1st January 1988. Although we have probably not achieved all that we set out to do, it is reasonable to say that progress is being made and that we have achieved some of our targets particularly in the field of improving communication between regions and within regions. I am grateful to my colleagues on the Executive and to all members of the Association for the tremendous support which they have given to the regional conferences during this period. However we are now approaching our greatest task ever, the setting up of the first Pan Commonwealth Veterinary Conference scheduled to take place 10-14 September 1990 in Harare, Zimbabwe. I am hoping that you will be turning up at the Conference in vast numbers to meet colleagues, perhaps learn something, and share knowledge and experience. The whole theme of the conference is aimed at improving standards at the village level, a matter which is of utmost importance to many members of the Commonwealth.

Looking forward to seeing you all in Zimbabwe, September 1990.

**J T Blackburn**  
PRESIDENT

October 1989.

# COMMONWEALTH VETERINARY ASSOCIATION NEWS



*Many Commonwealth activities are of value chiefly to the members themselves. But we also form a distinctive element in a world which grows more and more inter-dependent and which more than ever needs tolerance and co-operation to deal successfully with its problems*

*- Elizabeth R,  
Her Majesty The Queen  
Head of the Commonwealth*

## MESSAGE TO COMMONWEALTH VETERINARY ASSOCIATION

From

### SHRIDATH S. RAMPHAL COMMONWEALTH SECRETARY-GENERAL



*I warmly congratulate the Commonwealth Veterinary Association on its proud record of 22 years of action to promote professional co-operation among veterinary services and officers throughout the Commonwealth.*

*It is no accident that the founding of your Association in 1967 followed close on the establishment of the Commonwealth Foundation with its mandate of furthering the development of all the Commonwealth's professions, for both the CVA and the Foundation derived strength in their creation from the energies and wisdom of your Founder President, the Prime Minister and now President of The Gambia, His Excellency Sir Alhaji Dawda Jawara. With animal husbandry a crucial element in farming, the veterinary profession fulfils a vital need in every single country of the Commonwealth, tiny islands and great landmasses alike, in every continent and ocean; and it is right, therefore, that the CVA, with its specialist membership, should have been one of the foundation-stones of Commonwealth professional co-operation.*

*Since 1987, Commonwealth veterinary practitioners have contributed in great measure to the improvement of veterinary services in member countries and have enriched the collaboration between them. In doing so, they have underlined the need to recognise the essential role of agriculture and rural development including animal husbandry, in development. Nations know now that they neglect this at their peril.*

*Within the veterinary profession itself, another lesson has been the importance of flexibility in delivering a range of veterinary inputs to meet the widely varied needs of farmers in differing local circumstances, whether through "vets" themselves or through animal health assistants. Flexibility of approach and a sharp focus on specific problems are keynotes of the Commonwealth method in many spheres, all of which benefit from the friendliness, informality and fellow-feeling of the Commonwealth spirit.*

*No Professional grouping has done more to foster this spirit than the Commonwealth Veterinary Association. It has woven a vital strand in our unique Commonwealth tapestry. I have the greatest pleasure in wishing the CVA and all its members every success.*

**- Shridath S. Ramphal**

# PAN COMMONWEALTH VETERINARY CONFERENCE

Sept. 10-14, 1990, Harare, Zimbabwe

The first ever CVA Pan Commonwealth Conference will be held at Harare, Zimbabwe from September 10-14, 1990. This is the first time that such a Conference is being hosted by the Commonwealth Veterinary Association since its inception 23 years ago. This decision was taken at the meeting of the CVA Executive committee in London on 9th April 1989. Over 20 Commonwealth countries had sought to host the Conference and after detailed discussion, Zimbabwe was chosen.

This Conference will be held in association with the Zimbabwe Veterinary Association, who will be the host for Veterinarians from all over the Commonwealth. This Conference will be divided into 3 main streams; namely Animal Health, Animal Production and Veterinary Education and Training. The Tentative Programme is enclosed.

The first call for papers has already been announced. Papers will have to be sent to

*Dr. W.J. Pryor,  
Chairman,  
Scientific Session Committee,  
'Galwiji', RMB n141, Pryor's Road,  
Scotsburn, Ballarat, Victoria 3352  
Australia*

For further details about the Conference, you can write to your Council Member or to the address given below  
CVA Congress Secretariat  
C/o Zimbabwe Veterinary Association  
PO Box 8387, Causeway, Harare  
Zimbabwe  
Telex : 26638 Fax : 732921  
Tel : 726136

## ZIMBABWE

Land locked between Botswana on the West and South West, Zambia on North and North West, Mozambique on the East and South Africa on the South, Zimbabwe formerly known as Southern Rhodesia, covers a land area of 390, 580 sq.kms . between latitudes 15°-23° S and longitudes 25°-33° E. The topography includes the populous central plateau of High Veld over 1213m above sea level, Middle Veld on either side of High Veld 910-1114m and Low Veld below 910m along river valleys. The mountains include Mt. Inyangani 2579m, Chimani-

Harare is known as the Sunshine City because of its sunny climate that prevails for most of the year. It is Zimbabwe's commercial and Industrial Centre. The City has an abundance of trees and parks. Comfortable hotels to suit every budget are easily found. Harare also has excellent cultural centres, shopping and night life. Harare International Airport is served by over 14 International Airlines connecting different parts of the world. Delegates can visit the Lion and Cheetah Park, the exotic Larvon Bird Garden and the Mc Ilwaine Rec-



Victoria Falls

mani Range over 2427m, and the rivers, the famous Zimbabwe, Limpopo and Sabilindi. Zimbabwe boasts of a sub tropical climate with temperature varying from 22°C in October to 13°C in July. Zimbabwe has a population of 8,406,000 (1985). Its capital Harare (Salisbury) has a population of 655,000 (1982). The other main towns being Bulawayo, Gweru and Mutare.

reational Park with its famous lake and game reserve.

The Victoria falls and Lake Kariba are the most famous of Zimbabwe's tourist attractions. The Victoria falls is one of the world's greatest natural wonders (8th wonder of the world) and the largest and most beautiful in the world. With 545 million litres of water plunging every minute into a

100 metre deep gorge, the falls send, spray spiralling skyward which has given rise to its African name Mosi-Oa-Tunya - the Smoke that Thunders. The falls are just a quick flight from Harare.

Lake Kariba is a massive man made lake with islands and surrounded by mountains. It has abundance of animal and bird life, water sport and fishing.

The Hwange Natural Park is Zimbabwe's largest game reserve, the home of variety of animals and birds. It is one of the largest great elephant sanctuaries and herds often with over 100 elephants can be seen drinking and bathing in the evening.

## HARARE

Harare, is not new to International Conferences. In 1986 Harare was host to some 15000 visitors during the 8th Summit Conference of the Non-Aligned Movement Group. Prime Minister Robert Mugabe is currently the Chairman of the NAM countries. Harare has number of facilities to host such Conferences, the biggest of them being the Harare International Conference Centre. It was here that the 8th NAM Conference was held where leaders of 101 countries, with 12780 delegates, 910 journalists and others participated. The Conference Centre on Samora Machel Avenue was opened in 1985. It is one of the best

Conference Centres in Africa. Inside the HICC, situated on white marble floors, below glittering chandeliers, one finds among other things, an information desk, tourist office, with airline booking office and a Duty free shop. The Main Auditorium is HICC's most spectacular feature. This massive multifunctional hall with a seating capacity of 4500 is beautifully designed with gold and purple. Each seat with its own air conditioning unit has a clear view of the rostrum. Beside the rostrum is a giant stage furnished with six changing rooms and a hydraulic lift that allows it to be lowered to form an orchestral pit. The main hall can also be partitioned off into three separate Committee rooms. Other important features include interpretation facility and audiovisual sound and lighting equipment.

In addition to the above luxuries the HICC has a fully equipped Press Centre. It has an interview room, two press rooms, containing, typing, telex and telephone facilities. A fully equipped TV studio, a press shack, refreshment bar and a separate telex room. For further convenience of the delegates, the HICC offers a typing pool and printing and photocopying equipment capable of producing 520 copies per minute. It also has a duty free shop and refreshment bar. It seems fitting that a facility of such high quality should be the venue of the CVA Pan Commonwealth Confer-

ence.

## ZIMBABWE VET. ASSOC.

The local host of the Conference is of course the Zimbabwe Veterinary Association. ZVA is one of the most active associations in the CVA East/Central/Southern African region. It has an active membership of Veterinarians both in private and government practice. It publishes two professional journals, the Zimbabwe Veterinary Journal and the ZVA News. The members of the association play a very active role and are geared up to meet the challenge of hosting one of the biggest ever event of CVA since its inception. The choice of ZVA for this event will not be regretted.

At the recently concluded ZVA Congress at Kariba, a new Executive Committee has come into office, which will largely comprise the local Organising Committee for the CVA Pan Commonwealth Conference. The following are the members:

### President

David Batchelor

### Immediate Past President

Charles Waghorn

### Secretary

C.Skinner

### Members

Bruce Wells

Mark Hoywe

Kai Boye



The Conference Centre Complex showing the adjoining Sheraton Hotel

Dr. Chris Foggin from ZVA will join Dr. W.J. Pryor in the Scientific Session Committee.

The official travel agent will be

Travel International  
P.O.Box 8187  
CAUSEWAY  
HARARE  
(Postal) Telegraphic Address  
"TRAVINT"  
Telex 24662 Z.W  
Telephones  
Harare 790681/706943

Local day tours during CVA Congress for the wives will be available, followed by package or other tours post Congress. e.g., Victoria Falls, Great Zimbabwe Ruins, Lake Kariba, Hwange National Park, etc.

The theme of the Conference will be

**" ANIMAL HEALTH AND PRODUCTION - YEAR 2001"**

Veterinarians from all the Commonwealth countries are invited to participate in this historic Conference in large numbers, accompanied by their spouses. Veterinarians from other countries are also most welcome to

attend. A 14 day package tour will be available for the delegates which will include the 5 day Conference followed by visits to Victoria Falls and other tourist attractions.

For further details contact the following :

**1 Your local Council Member of CVA**

**2. Dr. J.T. Blackburn**  
c/o British Veterinary Assoc.  
7, Mansfield Street  
London W1M 0AT  
Tel : (01) 6366541  
Home (0223) 841158  
Cable : Brivetas  
FAX : 014362970

**3. Dr. J. Archibald**  
35, Lynwood Place  
Guelph, Ontario  
Canada N1G 2V9  
Tel : Off (519) 823 8800 Ext 4303  
Home (519) 824 1304  
Telex : 069-56645 U of G INAT GLPH  
FAX : 5197671101

**4. Zimbabwe Veterinary Association,**  
P.O. Box 8387,  
Causeway  
Harare,  
Zimbabwe.  
Tel : 726136  
Telex : 26638 ZW  
Fax : 732921

**The following will be the Office bearers of the Conference :**

**Conference Chairman**

Dr. J.T.Blackburn, President, CVA

**Conference Secretary Treasurer**

Dr. J.Archibald, Secretary Treasurer, CVA.

**General Organising Committee**

Dr. J.T. Blackburn,  
President, CVA

Dr. W.J. Pryor  
Reg.Rep.CVA (Asutralasia)

Dr. B.N.Touray  
Vice President,CVA &  
Reg.Rep.CVA (West Africa)

Dr. J.L. Robinson  
Reg.Rep.CVA (Canada Caribbean)

Dr.J.Archibald  
Secretary Treasurer, CVA

Dr. S.P. Kamwendo  
Reg.Rep.CVA (East, Central & Southern Africa)

Dr.D.D. Wanasinghe  
Reg.Rep.CVA (Asia)

Dr. Alastair Mews  
Reg.Rep.CVA (UK Mediterranean)

**Scientific Session Committee**

**Chairman** Dr.W.J. Pryor  
**Members** Dr.Chris Foggin (ZVA)  
Dr. Duncan Brown (UK)

Further details of the Conference will be published in the July 1990 issue of CVA News

*PERSONALLY, I have always looked on cricket as organised loafing.*

*- William Temple, Archbishop of Canterbury*



## PAN COMMONWEALTH VETERINARY CONFERENCE

Harare International Conference Centre  
10 - 14 September 1990 Harare, Zimbabwe



### ANIMAL HEALTH AND PRODUCTION - YEAR 2001

Organised by - Commonwealth Veterinary Association  
Hosted by - Zimbabwe Veterinary Association

A conference to consider ways of improving the quality of life at village level in the less privileged areas of the Commonwealth. Three main areas will be discussed in plenary sessions followed by workshops.

#### TENTATIVE PROGRAMME

##### Monday 10 Sept

AM Registration  
PM Opening Ceremony

##### Tuesday 11 Sept

**Animal Health**  
Plenary session and workshop.  
Animal health at village level with particular reference to tick borne diseases and diseases of small ruminants. How can health programmes be delivered effectively?

##### Wednesday 12 Sept

**Animal Production**  
Plenary session and workshop.  
Village poultry production, dairy schemes, co-operatives etc.  
Importance of draught animals in the rural economy.

##### Thursday 13 Sept

**Veterinary Education and Training**  
Plenary session and workshop.  
Review of veterinary training within the Commonwealth. Why is it necessary for Commonwealth students to study outside the Commonwealth? Training in extension techniques and continuing professional development to be reviewed.

##### Friday 14 Sept

AM Adoption of resolutions and recommendations  
PM Close of conference

It is hoped that His Excellency Mr Robert Mugabe, President of Zimbabwe will open the conference and that His Excellency Sir Dawda Jawara, President of The Gambia will address the conference.

Social events are being arranged and for those wishing to combine a holiday in Zimbabwe with the conference, arrangements will be made for safari tours to Victoria Falls, Kariba, Hwange Game Reserve etc.

**The official language of the conference will be English. Delegates from outside the Commonwealth, as well as within, will be welcome.**

#### CALL FOR PAPERS

Anyone working in any of the areas mentioned above who would like to present a paper at the conference should submit their paper for consideration to:

Dr W J Pryor  
Chairman Scientific Sessions Committee  
CVA Conference  
'Galwiji', RMB n141  
Pryor's Road, Scotsburn  
Ballarat, Victoria 3352  
Australia

For further information contact:

CVA Congress Secretariat  
c/o Zimbabwe Veterinary Association  
P O Box 8387  
Causeway  
Harare  
Zimbabwe  
Tel : 726136  
Telex: 26638 ZW  
Fax: 732921

## PAN COMMONWEALTH VETERINARY CONFERENCE

### USEFUL INFORMATION ON ZIMBABWE

**Int. Dialing Code:** 010 263

**Public Holidays** 1 January, Easter, 18, 19 April;  
1 May, 25 May, 11, 12 August;  
25, 26 December.

**Business Hours** 8 am to 1 pm-2 pm to 5 pm (Monday)  
to Friday) 8 am to 12 noon (Saturday)

**Local Currency** Zimbabwe Dollar (Z\$)(Z\$=100 cents)

**Local Currency** Regs-IMP: Zimbabwe currency is  
not available in other countries.

**Local Currency** Regs-EXP: Z\$ 20 maximum

**Foreign Currency** Regs-IMP: No restrictions

**Foreign Currency** Regs-EXP: Up to amount imported

**Duty Free** Unrestricted amount of cigarettes  
and tobacco for personal use. 2 litres  
spirits or 3 litres wine.

**Driving Information:** International driver's licence  
valid. Drive on left

**Av. Cost of 3 Course Lunch:** Z\$20,00

**Av. Cost of 3 Course Dinner:** Z\$30,00

**Tipping:** 5 to 10%

**Vaccination Req:** Yellow fever - required if coming  
from an infected country.

**Vaccination Rec:** Cholera, Malaria, Typhoid, Polio  
**Seasons:**

**Summer** October to March

**Winter** May to August

**Weather** Tropical climate but Zimbabwe's  
altitude moderates temperature and  
rainfall patterns. Summer temp  
ranges between 25° C and 30° C,  
and winter temp. between 15° C and  
20° C

Rainfall is seasonal, falling in  
summer.

**Capital:** Harare  
**Population:** 7 500 000

**Time Diff:** +2 hours GMT

**Language(s) spoken:** English, Shona, Ndebele

**Visa Req:** Citizens of Commonwealth coun-  
tries and most European nationals  
do not need a visa.

The following High Commissions, Diplomatic Missions and Official Representatives are established in Zimbabwe

Albania	Czechoslovakia	Hungary	Nigeria	Sudan
Algeria	Democratic Peoples	India	Norway	Sweden
Angola	Republic of Korea	Iran	Pakistan	Switzerland
Argentina	Denmark	Iraq	Palestine Liberation	Tanzania
Australia	Egypt	Ireland	Organisation	Togo
Austria	Ethiopia	Italy	Peru	Tunisia
Bangladesh	Finland	Japan	Poland	Turkey
Belgium	France	Kenya	Portugal	Uganda
Botswana	German Democratic	Lesotho	Romania	United Kingdom
Brazil	Republic	Libya	Rwanda	U.S.A
Bulgaria	Federal Republic of	Malawi	Saharawi Arab Democratic	U.S.S.R
Burundi	Germany	Mozambique	Republic	Vietnam
Canada	Greece	Netherlands	Senegal	Yugoslavia
China	Guinea-Conakry	New Zealand	Spain	Zaire
Cuba	Ghana	Nicaragua	Sri Lanka	Zambia
Cyprus	Holy See			

#### Airlines

Many of the world's major airlines fly to and from Harare International Airport. British Airways, TAP, Qantas and Air India are just a few examples. Airlines from many other African countries also have regular flights to and from Zimbabwe's capital. To cater for all these flights, Harare's airport has all the usual facilities including a VIP lounge, a duty free shop and a number of restaurants and cocktail bars.

#### Hotels

Throughout Zimbabwe visitors are treated to a wide variety of hotels ranging from 5-star luxury facilities to all kinds of budget accommodation. Obviously, the main tourist attractions are served by many top quality hotels. Harare also has a wide range of hotels

#### Car Hire

Three internationally known car hire companies offer their services in Zimbabwe. Cars of all kinds may be hired from Harare airport as well as from hotels in all the main centres.




**T**he CVA Journal, Book and Audio-Visual Programme has become very popular. The CVA books

project co-ordinator, Dr. Bert Stevenson from Canada, obtained 400 Merck Veterinary Manuals for distribution to Commonwealth Countries. The books are lodged at British Veterinary Association headquarters at London. National organisations which have been benefited from the Book

programme include India, Sri Lanka, Ghana, Malawi, Kenya, Tanzania, Gambia, Caribbean, Zimbabwe, Swaziland, British

Virgin Islands and Commonwealth students attending the Centre for Tropical Veterinary Medicine in Edinburgh.

Mr. Almond Sitima from Zambia recently visited the UK to see practice. In the photograph he is seen collecting



## JOURNALS, BOOK AND AUDIO-VISUAL PROGRAMME

20 copies of the Manual to take back to Zambia.

A letter from Dr. Stevenson is reproduced here along with the list of books for the benefit of our readers.

*Dear Colleague,*

*For the past several years I have made an effort to obtain books and journals for our colleagues who, for one reason or another are unable to purchase them. I have tried to evaluate the success of the present program but because of communication problems I have been unable to arrive at a conclusion.*

*Within the past year there have been different studies into the most appropriate methods of distributing used books and journals. The favoured method at present is to hold the books in one or more central repositories and send only those items that have been identified as being of value. This avoids wasting money on postage or transportation charges for books or journals not wanted. It gets specific items to individuals who want or need them and it avoids the possibility of embarrassing or insulting either the recipient or the sender.*

*Attached is a list of textbooks that I have in storage. If you would like any of the titles please identify them and give me the mailing address. I will send them out in the order I receive the requests.*

*If anyone else has a supply of surplus textbooks please distribute the list to our Council members or send it to me and I will mail it to all Council members. I believe this is a useful program and that it can be improved if I have your help. If you have any suggestions or comments please write.*

**Bert Stevenson, D.V.M., D.V.S.M., PhD**  
Council Member, Canada  
Project Co-ordinator,  
CVA Books





Left to right :

Helena Cotton  
(BVA Staff)  
Almond Sitima  
(Zambian Veterinary Student)  
Pauline Anyidoho  
(BVA Staff)

Title	Authors	Date	Title	Authors	Date
A Textbook of Histology	Bloom & Fawcett	1962	Histology & Comparative		
Advances in Vet			Organology	Banks	1974
Neurology	Chrisman	1980	Internal Med &		
Agricultural Engineering	United Grain Growers	1980	Geriatric Patient	Brace	1981
Atlas of Descriptive			Lab Anatomy of the		
Histology	Reith & Ross	1970	Fetal Pig	Odlaug	1965
Atlas of Descriptive			Merck Veterinary		
Histology	Reith & Ross	1970	Manual/5th edn (5)	Merck	1979
Basic Anim Nutrition &			Modern Organic		
Feeding	Church & Pond	1974	Chemistry	Griffin	1969
Basic Guide to Canine			Money Management	Lippincott	1976
Nutrition	Gaines Co	1974	Ophthalmology	Aguirre	1973
Biochemistry	Lehninger	1970	Organic Chemistry	Morrison & Boyd	1972
Biological Science	Keeton	1967	Outlines of Biochemistry	Conn & Stumpf	1972
Canine Neurology	Hoerlein	1971	Physics; Foundations		
Chemical Bonding	Companion	1964	& Frontiers	Gamow & Cleveland	1969
Chemistry; a Conceptual			Physiology of Domestic		
Approach	Mortimer	1971	Animals	Dukes (Swenson)	1970
Clinical Vet Oncology	MacEwen	1977	Plant Science	Janick, Schery, Woods &	
Comparative Vertebrate				Ruttan	1969
Embryology	Mann	1968	Poultry Production	Card & Neisham	1972
Concepts of Ecology	Kormondy	1969	Practical Immunology	Schultz	1978
Developing Human :			Principles of Genetics	Gardner	1972
Clin Orien Emb.	Moore	1973	Shock	Brasmer	1976
Domestic Rabbit			Soil Ecology	Davies <i>et al.</i> ,	1973
Production	Templeton	1968	The Integument	Spearman	1973
Drosophila Guide;			The Science of Genetics	Burns	1972
8th ed.	Demerec & Kaufman	1967	The Skin and Internal		
Elementary Chem			Disease	Muller	1979
Thermodynamics	Mahan	1963	The Vertebrate Body	Romer	1970
Elementary			Theory and Problems		
Pharmaceutical Calcul	Slinger	1977	of Genetics	Stanfield	1969
Feline Cardiology	Tilley	1977	Vertebrate Dissection	Walker	1970
Foundations of			Veterinary Medicine	Blood & Henderson	1974
Embryology	Patten & Carlson	1974	Veterinary Medicine	Blood & Henderson	1974
Genetics of Livestock			Veterinary Medicine/	Blood, Henderson &	
Improvement	Lasley	1963	5th Edn (5)	Radostitts	1979
Histology	Lesson & Lesson	1970	Veterinary Pathology	Smith, Jones & Hunt	1972

## COMMONWEALTH VETERINARY ASSOCIATION



## ANDERSON - CHOQUETTE STUDY FUND



John A. Anderson



L.P.E. Choquette

The Commonwealth Veterinary Association has revived the Anderson Travel Grant. At its meeting held in London on April 9, 1989, the Executive Committee decided to redesignate the fund as "Anderson-Choquette Study Fund", in honour of John Anderson the first Secretary/Treasurer of the CVA and Laurent Choquette who held the same office for about 20 years.

The object of the fund is to assist CVA members from developing countries to undertake travel within a region for short-term periods of study. It will not be available for travel to Conferences, Seminars etc., and for the purpose of presenting papers at these gatherings.

Funding for this project would be by donations from all the member countries. The British Veterinary Association has already made the first contribution. The developing countries have also been requested by the Secretary/Treasurer, CVA to contribute a token amount of \$ Cd. 100. The Commonwealth Foundation will contribute a matching grant to that which the CVA will be able to obtain.

## COMMONWEALTH VETERINARY ASSOCIATION PILOT TWINNING PROJECT

In order to improve communications within the Commonwealth and to facilitate personal contacts the idea arose of twinning various associations within the Commonwealth.

The word 'twin' is used because this is intended to imply equal partners. The idea is that paired associations should exchange ideas, publications and, in the course of time, possibly personnel. The stated aims of the programme are:-

- 1) The establishment of professional and social relationships for the furtherment of veterinary knowledge and social understanding;
- 2) To foster and facilitate the movement of veterinary students and graduates from one country to the other;
- 3) To develop the Book and Equipment Help Scheme;
- 4) To visit each others' countries for professional and social benefit and in particular to attend congresses and conferences;
- 5) To stimulate the development of personal relationships.

One thing which twinning is not, it is not intended to be paternal or patronising. It is not aimed at twinning the so called developing with the so called developed countries. It is not the intention that countries should necessarily twin with Britain, Canada, Australia and New Zealand. We all have expertise, knowledge and information which we can share with each other.

It is hoped that as the programme progresses all countries within the Commonwealth will wish to twin with other countries, and obviously there is nothing to stop anyone doing this at any time whenever they like. Hopefully, eventually each country will twin with several other countries, prefera-

bly some countries similar to themselves and possibly other countries which have a different background to themselves. For example, it may be useful for some of the Caribbean Islands to twin with some of the Pacific Islands to share notes on some of their similarities and differences, but each in turn twinning with an association from a large country which will have a vastly different veterinary organisation, for example, an African Association and perhaps one in India. It is stressed that the whole point is to improve personal relationships and eventually setting up one-to-one relationships. The British Veterinary Association, having many different Divisions, agreed to run a pilot project to investigate how best to set up this scheme. The Divisions were asked who would be interested in twinning and Commonwealth veterinary associations were likewise asked. Twinning arrangements to date include:

Association of State Veterinary Officers - MALAWI  
British Equine Veterinary Association -KENYA  
Goat Veterinary Society-BANGLADESH  
Lakeland Veterinary Association-SRI LANKA  
Mid-West Veterinary Association -ZIMBABWE  
North of Ireland Veterinary Association-MALAYSIA  
South East Veterinary Association-SWAZILAND  
Southern Countries Veterinary Association-CARIBBEAN  
Western Countries Veterinary Association-TANZANIA

The pilot project will be assessed and information gained, problems which arise, suggestions for improvement etc., will be passed on to facilitate extending the programme throughout the Commonwealth.

J.T. Blackburn, Nov. 1988

## SUGGESTED FRAMEWORK FOR A SYLLABUS FOR A 2-YEAR COURSE IN ANIMAL HEALTH AND PRODUCTION

The following is the first draft of a skeleton syllabus for AHA training based on personal experience and papers given at the Gambia and Bangalore Animal Health Assistant Seminars.

When the final draft is agreed it is intended that this will appear in the final AHA report, immediately following the recommendations drawn up at the Bangalore conference.

The individual country reports will then form appendices.

Hopefully the Commonwealth Secretariat will be prepared to edit and publish the final report.

**1. Training in basic sciences as required** To help trainees to understand other subjects later-such as physiology and nutrition. These subjects to be covered at an elementary level, avoiding creating a "mini degree" course.

**a. Chemistry**- Definition of chemistry and why it is studied, Physical and chemical change, Laws of conservation of matter and energy, Solutions, colloids, emulsions and suspensions, Atoms, molecules, atomic and molecular weights  
Acids, bases, salts, ionisation and pH, diffusion and osmosis, Elementary organic chemistry -important aspects associated with living things

**b. Physics** - Forces, density and specific gravity, Production and effects of heat, Measurement of temperature  
The microscope, Simple machines, Electricity, Types of energy

**c. Biology**- Very basic studies, General zoology, Introductory parasitology, Introductory anatomy and physiology, Cell biology and introductory genetics, Introductory microbiology, General ecology,  
Practical work to be carried out by the trainees themselves in all these topics.

**2. Organisation of Government** Central government, Local government, Ministry of Agriculture and related organisations

**3. Anatomy and Physiology** The two subjects to be covered side by side, not as separate disciplines. The bovine to be used as the type animal and special lectures to deal with poultry. Skeleton muscular system, Respiratory and circulatory system, Digestive system, Urogenital system Nervous system, Endocrine system

**4. Animal Production** Introduction - covering livestock density and economic importance . Definition of terms used, types and breeds of animals. Nutrition-including balanced diets, complete feeding etc, Animal breeding, Reproduction, Genetic improvement  
Growth improvement, Growth and development Husbandry of the various types of livestock- housing , management etc. covering environmental data, heat exchange, importance of shade and ventilation. Dairy- cattle and buffaloes, Beef - cattle and buffaloes, Sheep - wool sheep, meat sheep, Goats - milk and meat. Camels - milk and meat, Poultry - eggs and meat (including ducks, geese and turkeys). Small animals - e.g. rabbits, guinea pigs. Utilisation of wildlife where appropriate, Animal production skills to include - handling and restraint of animals, milking, milk recording, calf rearing, poultry feeding and management, simple buildings for all classes of livestock, disease control, injections and spraying etc.

**5. Animal Industry** To cover production, processing, storage and marketing of livestock and livestock products.  
Inedible byproducts of the meat industry, Byproducts of the dairy industry - butter, cheese, milk and milk products, sheep

## COMMONWEALTH VETERINARY ASSOCIATION

### Executive Committee Meeting, London, April 7-10, 1989

The Executive Committee of CVA met for a "Think Tank" Session at London from 7-10 April 1989 and discussed various issues such as Forward Plan, Budget etc. The most significant outcome of the meeting was the decision to hold the Pan Commonwealth Conference at Harare, Zimbabwe from 10-14 Sept 1990



#### Executive Committee of CVA

Sitting (l to r) Dr. B.N. Touray, Vice President, Dr. J.T. Blackburn, President, and Dr. Kamwendo, Reg. Rep., South, East and Central Africa.

Standing (l to r) Dr. D.D. Wanasinghe, Reg. Rep., Asia, Dr. W.J.Pryor, Reg. Rep Australasia and Dr. J. Archibald, Secretary Treasurer, CVA

Dr. Walter Beswick, President, British Veterinary Association (centre) with Dr. J. T. Blackburn (right) and Dr. W.J. Pryor, Reg. Rep. CVA, Australasia (left) at a dinner hosted by BVA to the Executive Committee of CVA at the BVA on 10 April, 1989



The Executive Committee CVA at its 'Think Tank' Meeting at the BVA on 10th April 1989

# Nostalgia

Commonwealth Veterinary Association is 23 years old, but very few know the events and the details of its birth. We reproduce here some of these historic events as reported by Dr. V.S. Alwar, Editor of Indian Veterinary Journal who was the General Secretary of the Indian Veterinary Association in 1967.

The following Editorial appeared in the Indian Veterinary Journal Vol. 44(11) November 1967.

## THE BIRTH OF A COMMONWEALTH VETERINARY ASSOCIATION

*We publish in this issue a complete account of the genesis of the Commonwealth Veterinary Association at Southport in England. This was made possible by the creation of a Commonwealth Foundation so wisely decided upon by the Prime Ministers of several Commonwealth countries including India, at their meeting in July 1965. This was an act of great statesmanship on their part, as they realised that the cause of science suffered due to lack of opportunities and facilities for the various scientific gatherings both at national and international level and for the formation of professional associations wherever they do not exist within the Commonwealth countries. Medical, Architecture and a few other professions had already availed*

*themselves of this great help. True to its high traditions, the British Veterinary Association came forward to sponsor a preliminary meeting of veterinarians from Commonwealth countries to explore the possibilities of establishing a Commonwealth Veterinary Association, provided, help from the Commonwealth Foundation was forthcoming to meet the expenses of the visiting delegates. This help did come and the British Veterinary Association lost no time to fix up the meeting at the time of its own annual congress at Southport from 17th to 23rd September 1967.*

*The idea of establishing a Commonwealth Veterinary Association was mooted at this historic meeting and it*

*was unanimously decided to have such an Association. A sub-committee was immediately formed to draft the necessary constitution and place it before a meeting of the General Body in the same session for approval which was duly carried out. The speed with which this constitution was drafted and put up for approval before the General Body meeting will ever remain an outstanding performance in the pages of our professional history. It also gives us an indication of the zeal with which the Commonwealth delegates went about their task. A Steering Committee was also elected to programme the follow-up work. The official record of the entire proceedings as furnished to us, is also published.*

The following are some of the highlights of the Southport (U.K) Conference 19th to 23rd September 1967

The first meeting of the representatives of the Commonwealth countries was held with the following members present.

- Dr. J. Francis - Australia
- \* L.P.E. Choquette - Canada
- \* Sir Dawda Jawara - The Gambia
- \* S. Y. Mehta - The Gambia
- \* J. E. Quarley-Coffie - Ghana
- \* V. S. Alwar - India
- \* F. O. Sakwa - Kenya
- \* M. N. Raditapole - Lesotho
- \* R. G. Mares - Malawi
- \* H. M. D. Johari - Malaysia
- \* A. J. Cassar - Malta
- \* A. Ginsberg - New Zealand
- \* M. L. Mohammed - Nigeria
- \* S. M. Ali - Pakistan
- \* H. S. K. Nsubuga - Uganda
- \* F. V. John - Great Britain

A Sub-committee consisting of the following seven members was elected on geographical basis for drafting a constitution for the CVA.

- Dr. J. Francis - Australia
- \* L. P. E. Choquette - America
- \* F. V. John - Europe
- \* K. N. Raditapole - East Africa
- \* M. I. Mohammed - West Africa
- \* V. S. Alwar - Asia
- \* Sir Dawda Jawara - Chairman

It was decided to locate the Central Secretariat for the present in Britain itself at the Office of B.V.A. (7. Mansfield Street, London, W-1) and to request for the services of Dr. J. A. Anderson, Secretary, B.V.A. as the Acting Secretary of CVA. The B.V.A. readily agreed to these requests for space and personnel, even though it expressed its desire to have the permanent Central Secretariat of CVA established in some other Commonwealth country.

## COMMONWEALTH NEWS

### NEW SECRETARY GENERAL OF THE COMMONWEALTH

At their meeting in Kuala Lumpur Commonwealth Presidents and Prime Ministers unanimously elected Chief Emeke Anyaoku to succeed Mr. Shridath Ramphal as Commonwealth Secretary-General. Chief Anyaoku's five year term is to begin on 1 July 1990.

Emeke Anyaoku (full title: Chief Eleazar Chukwuemeka Anyaoku) was born in 1933 and educated in Nigeria, Britain and France. He chose international service early in his career and in 1959 joined the staff of the Commonwealth Development

Corporation, serving in London and Nigeria. In 1962 he was drafted into his country's diplomatic service and, after a period as *Chief de Cabinet* of the Permanent Secretary of the Ministry of Foreign Affairs, was posted to the United Nations in New York. From there, he was seconded to the newly created Commonwealth Secretariat at the request of its first Secretary-General, Mr. Arnold Smith, to enter Commonwealth service in 1966 as Assistant Director (and later Director) of International Affairs.



In 1975 he was appointed Assistant Secretary-General and, two years later, elected by Commonwealth Governments as Deputy Secretary-General in charge of international affairs and the administration of the Secretariat. In October 1983, he returned to Nigeria, to become Foreign Minister. He was nominated to the Post of Deputy-Secretary General and was reappointed.

### Ramphal to head British University

Commonwealth Secretary-General Shridath Ramphal became the first person from a developing country to head a British University when he took over as Chancellor of the University of Warwick last month.

He was installed in his new post at a glittering ceremony at the magnificent Coventry Cathedral, attended by leading figures from the world of diplomacy and politics.

His installation by the outgoing Chancellor, Lord Scarman, was followed by the presentation of honorary degrees to Mr William Demas, the eminent West Indian integrationist, Dr Allan Boesak, a leading South African opponent of apartheid, Dame Kiri Te Kanawa, the opera singer, and Sir Brian Urquhart of Britain, who recently retired as the UN Under Secretary-General after 25 years with the world organisation spent mainly in peace-keeping.



### Foundation chief

Robert Lorne Stanfield, Canada's veteran politician and former Premier of Nova Scotia has been re-appointed Chairman of the Commonwealth Foundation for a further two years from January 1989. He is concurrently Chairman of the Canadian Institute for Research and Public Policy and a member of the executive committee of the North-South Institute in

Ottawa. Mr Stanfield entered the Nova Scotia parliament in 1949 where he was Leader of Opposition up to 1956. He became Premier of Nova Scotia from 1956-67 when he was elected national leader of the Progressive Conservative Party and to the House of Commons. In the Commons, he was Leader of Official Opposition from November 1967-February 1976. Mr Stanfield has been Canada's Special Representative to the Middle East and Africa.




### Pakistan rejoins Commonwealth

Pakistan is rejoining the Commonwealth seventeen years after it broke its links with the association. In a historic meeting on Monday 12 July '89, Commonwealth Secretary-General Shridath Ramphal told Prime

Minister Benazir Bhutto that 'a warm and unanimous welcome awaited her and her country'.

Pakistan left the Commonwealth following the 1971 war with India which led to the independence of Bangladesh. At the time, the Commonwealth had 31 members. Today, membership stands at 48. Pakistan will become the 49th member country, joining seven other Commonwealth nations in Asia - Bangladesh, Brunei, India, Malaysia, Maldives, Singapore and Sri Lanka.

When Pakistan announced it was leaving the Commonwealth in January 1972, the then Secretary-General, Arnold Smith, expressed his deep regret and said: "The door will remain open. I am confident that should Pakistan later reconsider its position, this will be welcome".



Shridath Ramphal meets Benazir Bhutto in London

The Summit, of the Commonwealth Heads of Government Meeting (CHOGM), held from 18-24 October 1989 in the capital, Kuala Lumpur, was attended by 46 countries including 33 head of states.

## CHOGM CALLS FOR END TO APARTHEID -"Rich nations ganging up against poor"

A strong denouncement of the "ganging up of rich countries against the poor" and a call for mounting pressure on racist South Africa to end apartheid marked the opening session of the week-long Commonwealth Heads of Government Meeting.

Leaders, including Malaysian Prime Minister Mahathir Mohammad and Canadian Prime Minister Brian Mulroney, were unanimous in their views con-

demning racist South Africa for perpetuating apartheid. They called for intensive pressure on the



Dr. Mahathir Mohamad

Pretoria regime till apartheid was ended.

In a hard-hitting speech, Dr. Mahathir, who opened the conference as the chairperson, said rich countries had arrogated to themselves the right to direct world trade and to manipulate currencies to their advantages.

"Subsidies, quotas, tariff and non-tariff barriers by the rich have distorted costs and supplies world-wide. Now environment and human rights are being used to hamper economic development in the developing countries," Dr. Mahathir charged.

Dr. Mahathir said there might be cause for hope and encouragement with regard to the global political scene. But, the world economic trends "are not so propitious."



# CHOGM

## KUALA LUMPUR 89

18-24 October

He said: "While nearly all of the developed countries still manage modest growth, many of the developing countries are experiencing stagna-

The Conference was attended by 46 member-countries including 33 heads of state. Several delegates expressed disappointment at the con-

The Commonwealth Heads of Government Meeting-CHOGM-held in Kuala Lumpur, Malaysia, in October was the latest in what has become the world's longest-running series of summits.

Although the modern series began in 1944 in London, the summits' origins can be traced back to 1887 when the first meeting took place, also in London, to mark Queen Victoria's golden jubilee. The Marquess of Salisbury, the then British Prime Minister, presided over the meeting, attended by 26 overseas delegates.

The meeting was called as a result of pressure by individuals and societies with an interest in what were then dominions and colonies of the British Empire.

The body that led the campaign was the Royal Colonial Institute which later became the Royal Commonwealth Society (RCS) with a worldwide membership.

The RCS recently linked with the Victoria League for Commonwealth Friendship to form the Commonwealth Trust. Its library at its headquarters near London's Trafalgar Square still retains photographic memories of that historic meeting.

Queen Victoria did not pose with the delegates for any of the pictures, such was the protocol of the time. But an official photograph of leaders with Queen Elizabeth II as Head of the Commonwealth has been an integral part of modern summits.

In fact it was Queen Elizabeth's father, the late King George VI, who started the trend for these relaxed group photos.

In a picture taken at the 1948 summit, the King can be seen with various leaders, including Jawaharlal Nehru, who was attending his first Commonwealth summit following India's independence the previous year.

The 1948 summit was the second in the modern series which began four years earlier. Twenty-four other summits have been held since then and the Kuala Lumpur is the 27th of the modern era. Since the 1971 Singapore summit, eight different Commonwealth cities have hosted these meetings: Ottawa, Canada, in 1973; Kingston, Jamaica, in 1975; London, Britain, 1977; Lusaka, Zambia, 1979; Melbourne in Australia, 1981; New Delhi in India, 1983; Nassau, the Bahamas, 1985 and Vancouver, Canada, 1987.

- Commonwealth Feature 89/11 April 1989

tion if not negative growth. The rich countries have apparently ganged up against the poor."

**ENTER BENAZIR:** Pakistan Prime Minister Benazir Bhutto was warmly greeted as she entered the conference hall, heading her country's first delegation to the CHOGM after rejoining the Commonwealth after a lapse of 17 years.

ference corridors over the absence of Indian Prime Minister Rajiv Gandhi who cancelled his visit to Kuala Lumpur because of the Lok Sabha elections. The Indian delegation was led by External Affairs Minister P.V. Narasimha Rao.

**On AFGHANISTAN:** Ms. Bhutto, who was lustily cheered as she rose to speak, said the setting up of a broad-



based Government in Kabul, acceptable to the Afghans and replacing the present regime was the only way to a peaceful settlement.

She also emphasised the need for promoting peace in South Asia by "dispelling tensions and suspicions."

On South Africa, Ms Bhutto said apartheid was in total contradiction to the values of Commonwealth. Supporting the call for effective sanctions, she favoured maximum pressure on South Africa.

Canadian Prime Minister Brian Mulroney, who spoke earlier, empha-

Shridath Ramphal said: "The capacity for advancing solutions to world problems imposes responsibilities and more so in relation to South Africa where the Commonwealth countries' sustained stand against apartheid has earned both respect and acknowledgement worldwide.

"Clearly we must press on until progress towards those goals becomes irreversible."

### HIBISCUS FEATURED IN CHOGM LOGO

The logo for the 1989 Commonwealth Heads of Government Meeting (CHOGM) in Kuala Lumpur is based on the national flower of Malaysia, the hibiscus which is also popular in other parts of the world, notably the Caribbean and the Pacific.

It is the design of Idris Abdul Hamid, a 23-year-old Malaysian arts and graphics student, and was adjudged winner of a nationwide contest.

The focus of the logo is the Commonwealth symbol - a globe surrounded by rays forming the letter C - with the star and crescent beside it. The whole is laid over an outline of the hibiscus flower which is further outlined in the colours of the national flag

- Commonwealth Feature  
89/30 Aug 89

sised that the pressure on South Africa should not be relaxed until "we can begin to see the end, at last, of apartheid."

**RIGHT TRACK:** He said President De Klerk "needs to demonstrate that there will be real and irreversible change and there will be substantive negotiations with Black leaders to bring this about. I believe we are on the right track."

Zimbabwe President R.G. Mugabe hoped that light would soon dawn on the leadership of South Africa to heed the call of the international community to dismantle apartheid.

**RAMPHAL'S CALL:** The outgoing Commonwealth Secretary-General

### COMMONWEALTH LEADERS RELAX IN 'ISLAND OF LEGENDS'

A beautiful princess unjustly accused of being unfaithful to her husband cursed the Malaysian island where she lived as she was being executed.

The execution was ordered by the local chieftain after being told that a friend of Princess Mahsuri's husband had visited her at home while the husband was away. Her protests that nothing improper happened during the visit were to no avail. The story goes that as she bled to her death, it was noticed that her blood was white - a proof of her innocence and chastity. But as she died, she cursed that the island would remain barren and uninhabitable for seven generations. Soon after her death outsiders invaded the island, leaving widespread devastation in their wake.

Happily for Commonwealth leaders visiting the island of Langkawi this year, the Princess died two centuries ago and the 'curse' has therefore, been lifted. The leaders - were in the island for the traditional weekend retreat during their two-yearly summit in Kuala Lumpur, the Malaysian capital, from October 18-24, Langkawi a beautiful and tranquil island whose 40,000 mixed population of Malays, Chinese and Indians live in harmony amid some of the most magnificent scenery in Malaysia.

Langkawi is the largest of a group of 99 islands on the northern tip of Peninsular Malaysia near the border with Thailand, and lying where the Indian Ocean meets the Straits of Malacca. It is about 45 minutes by air from Kuala Lumpur. Its natural resources include fish, rubber and marble. The resort's sandy beach and other beaches in Langkawi are said to have acquired their pure whiteness from the seepage of the white blood of Princess Mahsuri, who lies buried six miles from the resort.

A grave said to be hers attracts visitors from both within and outside the island, including a steadily growing number of foreign tourists.

- Commonwealth Feature  
89/27 Aug '89

### CHOGM HIGHLIGHTS

The summit was held from October 18-24 at the magnificent Putra World Trade Centre (PWTC) in the heart of KL - as Kuala Lumpur is popularly known. Named after Malaysia's first Prime Minister Tunku Abdul Rahman Putra, the centre is the country's most prestigious business complex and one of the finest in Asia.

It was built at a cost of 200 million US dollars and offers the most modern convention and exhibition facilities under one roof.

Adjoining the centre are a 600-room luxury hotel and a 41-storey office block where the CHOGM task force is based.

The PWTC complex has its own media centre. It remained open 24 hours a day during the meeting for use by the 1,000 or so newsmen and women from all over the world who covered CHOGM.

The centre has all the facilities, including recording studios and satellite link-ups, needed by the modern journalist to transmit news within minutes to any part of the world.

- Commonwealth Feature  
89/25 Aug 89

**POLL OBSERVERS:** Ms. Bhutto, who spoke last at today's session, supported Mr. Ramphal's initiative to provide election observers to Commonwealth countries as such facility would strengthen democracy.

She said: "Pakistan will lend full support to the cause of freedom. Free nations of the world must stand by each other. We welcome Mr. Ramphal's initiative."

Mr. Ramphal, in his draft agenda, had suggested that a committee of permanent election observers be sent to member countries.

# ASIA

## THE BANGALORE SEMINARS

Report by Dr. S. Abdul Rahman, Organising Secretary

Commonwealth Regional Seminar on Immunobiologicals and Second International Seminar for Educators & Administrators of Animal Health Assistant Courses was held from 25th -28th February 1989, at Bangalore, India. This is the first time that two International Seminars have been held together at a single venue.

The Commonwealth Regional Seminar on Immunobiologicals was scheduled to be held at Dhaka, Bangladesh in September 1988. The unprecedented floods in Bangladesh necessitated the postponement of the Seminar and as the Animal Health Assistant Seminar II was already scheduled to be held in Bangalore, India in February 1989, it was decided to combine both these Seminars.

Bangalore known as the "Garden City" is the fifth largest city in India, endowed with a very salubrious and equable climate and enjoys a cosmopolitan culture. It is the Capital of

Karnataka, one of the southern states of India. The City with a population of 4.6 million is a modern metropolis and was ideally suited to host the two Seminars.

The shortage of animal proteins in the diet of people of the developing countries due to drought and famine in Asia and parts of Africa necessitates efforts

to develop and maintain disease free livestock in these regions. This could be achieved by preventing and controlling disease through proper application of the latest technical know-how in the use of vaccine production and standardisation. In the field, this can be done only through the efforts of Veterinarians and their auxiliary staff who assist them in the implementation of the various programmes.

The immune status of the animals after vaccination and the frequency of vaccination, the strains of viruses which are used, the attenuation of viruses etc., were highlighted in the



Dr. Rahman, Org. Sec., welcoming the guests at the Inauguration of the CVA Biological Seminar



Traditional Inauguration of the Seminar by lighting the Lamp by Mr. Krishna, Hon. Min. of Anim. Husb.

Seminar. This Seminar was important especially to the developing countries of Asia.

The Seminar was divided into six sessions over a three day period. The Sessions were

- Session I - Status Papers
- Session II - Biotechnology in Veterinary Biologicals
- Session III - Recent Developments in Vaccine Production
- Session IV - Standardisation of Vaccines
- Session V - Immunodiagnosics and Monitoring of Immune Status of Vaccinated Animals
- Session VI - Immunomodulation and Immunosuppression

Experts from Bangladesh, Sri Lanka, UK, Canada and India spoke on a variety of topics within the broad classification of the Session headings. Each Session was also attended by delegates from different parts of India. After each Session a lively discussion and sharing of knowledge and experience was documented in the form of proceedings and recommendations which have also been published elsewhere in this issue of CVA News.

While the minimal standards and qualifications of the Veterinarians are well established, there is a need for more information regarding the training programme of Animal Health Assistants, who play a very important role at the grass root level. The object of the second part of the Seminar was to obtain information on the training of Animal Health Assistants, in different countries of Asia and South Pacific Regions. This is essential in formulating a co-ordinated action plan for animal health coverage in the countries of these regions.



Mrs. Neeraja Rajkumar, Secy., Dept. of Science & Tech., Govt. of Karnataka, releasing the Proceedings of the Conference



Mr. Z. Salfullah, Development Commissioner inaugurating the Animal Health Assist. Seminar



Dr. Blackburn delivering the Presidential Speech at the inauguration of the Animal Health Assistant Seminar

The first Seminar at Gambia in 1987 on Animal Health Assistants Educators and Administrators, covered the African continent and Caribbean and it was hoped that with the Second Seminar most of the developing countries of the Asian and Australasian regions would be benefited. Speakers from Bangladesh, Papua New Guinea, Canada, Fiji, Sri Lanka, Tanzania, U.K. and India participated in the Second Seminar. Five sessions were drawn up to cover the important topics to achieve the above aims. The Sessions were

- Session I - Assessment of Training Needs
- Session II - Development of Training Programme
- Session III - Delivery of Training Programme
- Session IV - Evaluation of Training Programme
- Session V - Comparative evaluation of Training Programmes in the African and Caribbean Regions and Asia and Australasian Regions

The audience for these Sessions not only included the Veterinarians but also Animal Health Assistants. At the end of the Seminar recommendations were drawn up to help formulate a uniform programme for restructuring the role of the Animal Health Assistants in Veterinary practice at the Village level. These recommendations have also been published elsewhere in this issue of CVA News. A total of 40 invited Scientists and over 100 observers participated in these two Seminars. [See list of Participants]

Among the distinguished observers were Dr. T.B.Cleland, former Editor, CVA News and Miss Jane Blackburn, while the former was busy recording and photographing the proceedings for the CVA News, the latter kept company with spouses of the visiting delegates.

The tension of serious lectures and discussion of the day was overcome during the evenings and night by a series of informal dinners, cultural programmes etc. The delegates were



Dr. Rahman explaining the Culinary of Indian Food to Dr. Blackburn and his daughter Jane



Dr. Cleland (Right), Former Editor, CVA News being introduced to Dr. Salahuddin, Director M/s Alved Pharmaceuticals by Dr. Rahman

## List of Participants

1. **Dr.J.T. Blackburn**,  
President, CVA.
2. **Dr.S.Abdul Rahman**,  
Reg. Rep. CVA (ASIA).
3. **Dr.D.D.Wanasinghe**,  
Council Member, Sri Lanka.
4. **Dr.Fazlul Hoque**,  
Council Member, Bangladesh.
5. **Dr.T.B.Cleland**,  
Editor, CVA News.
6. **Dr.Idris Ali**,  
Principal Scientific Officer,  
Limtren Research Institute,  
Dhaka.
7. **Dr.A.K.M.Abdul Manan Miah**,  
Principal Scientific Officer,  
Limtren Research Institute,  
Dhaka.
8. **Dr.Md.Wazed Ali Khan**,  
Senior Scientific Officer,  
Limtren Research Institute,  
Dhaka.
9. **Dr. A.F.M. Hatemazzaman**,  
District Livestock Officer,  
Bangladesh.
10. **Dr.D.J.Weilgama**,  
Head, Division of Parasitology,  
Veterinary Research Institute,  
Sri Lanka.
11. **Dr.D.H.A. Subasinghe**,  
Deputy Director,  
Department of Animal Production  
& Health,  
Sri Lanka.

contd. on 23



Miss Jane in the traditional Indian Saree with the Indian Delegates



Dr. Cleland (second right) wondering on the next spicy course to be had



Cultural Programme - An Indian Dance

... treated to a variety of Indian Cuisine and Culture in the form of dances, traditional home cookings and sight seeing. The historical city of Mysore 120 Km from Bangalore famous for its palaces and gardens was a good retreat for the delegates, who thoroughly enjoyed this visit. The local visit included the visit to the Veterinary College, Institute of Animal Health & Veterinary Biologicals and Indian Veterinary Research Institute. A field trip was organised to a local village where a Co-operative Milk Union has been established and the delegates witnessed the functioning of the field Animal Health Camp and were treated to a rural lunch.

Members of the Indian Veterinary As-

**12. Dr.(Mrs.) Indra Abeygunawardene,**

Department of Animal Production & Health,  
Sri Lanka.

**13. Dr.(Mrs.) A.L. Godwin,**

Deputy Director Education,  
Training & Information Division,  
Department of Animal Production & Health,  
Sri Lanka.

**14. Dr. M. Nunn,**

Director (AG Protection),  
Department of AG and Livestock,  
Papua & New Guinea.

**15. Dr.B.S.Keshavamurthy,**

Director,  
Institute of Animal Health &  
Veterinary Biologicals,  
Bangalore, India.

**16. Dr.Y.B.Nanda,**

Head, Biological Division, I.V.R.I  
UP, India.

**17.Dr.Shivedekar,**

Director,  
Institute of Animal Health & Veteri-  
nary Biologicals, Mhow,  
MP, India.

**18. Dr.Abhay M.Desai,**

Marketing Manager,  
Serum Institute of India,  
Veterinary Division,  
Pune, India.

**19. Dr..S.Krishna Swamy,**

Director,  
Research & Development Division,  
M/s. Alved,  
Madras, India.

contd. on 24

sociation and its affiliate state body the Karnataka Veterinary Association, the Department of Veterinary Services and KMF and IAH & VB and staff of Veterinary College played a very important role in the organising and successful completion of these two Seminars. In a magnanimous gesture the Government of Karnataka donated Rs. 20,000/- towards the organisation of the Seminars and Dr. H.B. Shetty, Director of Veterinary Services was responsible for convincing the Government.

A note worthy feature of these Seminars was that an almost pound for pound fund was locally collected. To the 9600 Cd.\$ from the CVA for the Conference expenses 6300Cd.\$ were collected locally. This was made possible by donations received from various agencies and Pharmaceutical Companies.

The Seminar could not have been successful but for the constant help and encouragement of President of



Dr. Cleland (second from right) with Dr. Tabunakawal, Fiji (right) and Dr. Dass, India (on the left)



Tea Time for spouses of Scientists at the Conference

**20. Dr. A.R.S. Moorthy,**  
Veterinary Research Officer (Microbiology), Ministry of Agriculture, Tanzania.

**21. Dr. T. Gopal,**  
Director,  
Institute of Animal Health & Veterinary Biologicals,  
Bangalore, India.

**22. Dr. P.K. Uppal,**  
Project Director,  
National Institute for Research on Equines, Hissar, India.

**23. Dr. H. Hanumanthappa,**  
Director,  
Central Training Institute (KMF),  
Bangalore, India.

**24. Dr. Krishna Ashrit,**  
Director, V.B.R.I.,  
Hyderabad, India.

**25. Dr. R. Raghavan,**  
Professor of Microbiology,  
Veterinary College,  
Bangalore, India.


**26. Dr. B.R. Saxena,**  
Manager (Marketing),  
Indian Immunologicals,  
Hyderabad, India.

**27. Dr. A.K. Sen,**  
Senior Scientist,  
Indian Veterinary Research Institute,  
Bangalore, India.

**28. Dr. M. Rajasekhar,**  
Project Co-ordinator,  
AICRP on Disease Monitoring and Surveillance, IAH & VB,  
Bangalore, India.

**29. Dr. A.K. Basu,**  
Lecturer, Institute of Veterinary Compounds & Dressers Course,  
Calcutta, India.

contd. on 25



Dr. Blackburn and Dr. Fazlul Hoque, (Council Member, Bangladesh) at lunch

CVA Dr. J.T.Blackburn and Secretary-Treasurer Dr. J.Archibald. The Commonwealth Foundation was gracious enough to sanction funds for the Seminar. Constant support and encouragement was also received by Dr. A.K.Chatterjee, Dr. R.M. Acharya Dr. H.B.Shetty, Dr. B.S. Keshava Murthy, Dr. H.T.Venkatesetty, Dr. P.N. Bhat, Dr. B.C. Ramakrishna, Dr.

H.R.Kantha Raj, Dr. B.U.Rao, Dr. H.Chahnegowda, Dr. T. Gopal, Dr. R.Raghavan, Dr. A.V.Rai, Dr.S.Ramananda Shetty, Dr. K.Bhagavan and my wife Shireen. To all of them my sincere thanks.

**- S. ABDUL RAHMAN**  
ORGANISING SECRETARY



Dr. Fazlul Hoque and Dr. Cleland

**30. Dr. G.S. Kutnikar,**  
Director(AH),  
Karnataka Milk Federation,  
Bangalore, India.

**31. Dr. Margoob Hussain,**  
Associate Professor,  
Department of Extension,  
University of Agricultural Sciences,  
Bangalore, India.

**32. Dr. B.C. Ramakrishna,**  
Assistant Director,  
Civil Veterinary Hospital,  
Bangalore, India.

**33. Dr. H.B. Shetty,**  
Director of Animal Husbandry &  
Veterinary Services,  
Government of Karnataka,  
Bangalore, India.

**34. Dr. H.T. Venkatesetty,**  
Additional Director of Animal &  
Veterinary Services,  
Government of Karnataka,  
Bangalore, India.

**35. Dr. Hugh Stanley,**  
Technical Services Manager,  
RMB, Animal Health,  
Dagenham, Essex (UK).

**36. Dr. Y.G. Deshpande,**  
Manager Animal Health,  
May & Bapor (India),  
Bombay, India.

**37. Mr. Alan C. Smurthwaite,**  
Training Advisor,  
Agricultural Training Board,  
U.K.

**38. Dr. M.N. Tabunakawai,**  
Principal Veterinary Officer,  
Ministry of Primary Industries,  
Fiji.

□ □ □

## PROCEEDINGS OF THE COMMONWEALTH REGIONAL SEMINAR ON IMMUNOBIOLOGICALS, FEB 23 - 25, 1989, BANGALORE, INDIA

The Commonwealth Regional Seminar on Immuno-Biologicals was held from February 23rd to 25th 1989 at Hotel Holiday Inn, Bangalore, India. The Seminar was inaugurated by Sri Krishna, Hon'ble Minister for Animal Husbandry and Sericulture, Government of Karnataka. Smt. Neeraja Rajkumar, Secretary to Government, Department of Science and Technology released the Souvenir. Professor G. Padmanabhan, Indian Institute of Science, Bangalore, presided over the Inaugural Ceremony. Dr. S. Abdul Rahman, Regional Representative Commonwealth Veterinary Association welcomed the gathering which was also addressed by Dr. J. T. Blackburn, President of the Commonwealth Veterinary Association, Dr. D. D. Wanasinghe, Council Member from Sri Lanka and Dr. Fazlul Hoque, Council Member from Bangladesh. Dr. B.C. Ramakrishna, President of the Karnataka Veterinary Association proposed a Vote of Thanks.

The Seminar was divided into six sessions. The first session was for presen-

tation of the Status Papers from different countries, were presented by Dr. B. S. Keshavamurthy from India, Dr. D.D. Wanasinghe from Sri Lanka and on behalf of Dr. Md. Idris Ali from

Veterinary Biologicals was chaired by Dr. R.M. Acharya, Deputy Director General, I. C. A.R., New Delhi, in the absence of Dr. S. Ramachandran, who could not attend. There were

three papers in this Session; The third session on recent developments in vaccine production was chaired by Dr. B. S. Keshavamurthy and there were four speakers in this session.

On Friday the 24 th February 1989, the fourth session on Standardisation of Vaccines was chaired by Dr. Y.

P Nanda in the absence of Dr. B.U. Rao. Three speakers presented the papers. The fifth session on Immuno-Diagnostics and Monitoring the

Immune-status of Animals was chaired by Dr. P.K. Uppal in the absence of Dr. N. S. Dutt. There were four papers in this session. The last session on Immune-Modulation and Immuno-suppression was chaired by Dr. Subhasinghe and there were six papers in this session. The programme con-



Dr. D.D. Wanasinghe, (Council Member, Sri Lanka) delivering his paper on a Session chaired by Dr. A.K. Chatterjee (Animal Husbandry Commissioner, Govt. of India)

Bangladesh, who could not attend the Seminar, Dr. Wazed Ali Khan of Bangladesh presented the paper. The second session on Bio-technology in



Dr. A.K. Chatterjee, (left) chairing the Session with Rapporteurs Dr. M.S. Jagannath (centre) and Dr. Girija (right)



cluded with a Plenary Session at which, Chairpersons of the various sessions presented the recommendations which emanated from the discussions (appended). This was followed by a Cultural Programme and dinner. There was a field visit of delegates to the Veterinary Biologicals Institute, The Indian Veterinary Research Institute, Foot and Mouth Vaccine Production Laboratory and the Department of Microbiology, Veterinary College.

## RECOMMENDATIONS

1. A reference centre for Far East where standard diagnostic reagents can be obtained should be established (Action-Regional centre)
2. A central reference laboratory for Asian Region for disease confirmation should be set up. (Action-Regions)  
APHCA assistance may be sought for 1 and 2
3. Assistance should be provided for inter regional movement of staff for training in diagnostic techniques (Action CVA foundation)
4. Production  
Technology of present biological products needs to be updated by using appropriate technology for scaling up production and long term use of biotechnology for rendering them cost effective pure products of immunoprophylaxis and immunodiagnosis.
5. Introduction of courses on basic biotechnology in Veterinary education and research (Action-Respective Governments) is necessary to prepare the graduates for future responsibilities.
6. Culture collection centres

should be established at National level.

7. Independent quality control centres should be established for testing biological products from various production centres.

8. Research on development of new vaccines and improvement of existing ones should be undertaken and the product should be tested fully for its usefulness before it is released for field use after clearance from appropriate controlling authority.

9. Advisory group at appropriate level should be set up in Agricultural Ministry, Government of India for use of new vaccines and arranging import of new seeds for vaccine production, where necessary.

10. Exchange of information with regard to new vaccines available in

rial in all the centres of the region the production of these should be undertaken to meet the needs of each country.

13. Establishment of a special drug controller at the centre as well as at the state level to monitor the quality of the veterinary immunobiologicals that are produced in the country or imported from other countries.

14. Chemicals used in production of immunobiologicals should be of highest quality. Besides inprocess testing of all the inputs like chemicals, glassware etc., at the production centres should be mandatory.

15. Setting up National Reference standards for vaccines may be expedited in each country.

16. The minimum age for FMD vaccination of calves born of immune dams is debated. Therefore, studies with different types of FMD vaccine should be conducted in different countries to formulate recommendations about the minimum age of vaccination in calves born out of vaccinated mother and fed with colostrum.



Dr. J.T. Blackburn in the Chair (right) and Rapporteurs Dr. Reddy, and Dr. D'Souza on the left

the region and developed from time to time should be on a mutual basis among Commonwealth countries.

11. Standard chemical and hardware required for vaccine production are not available freely in the developing countries. The respective Governments should encourage to establish industries for these so that they will be available for the entire region at a reasonable cost.

12. Specific pathogen free (S.P.F) eggs are required for production of various poultry vaccines. Since there is a dearth of this important raw mate-

trium.

17. Immunodiagnostic tests should be developed for their easy application in the field.

18. Routine monitoring of the immune status of the animal is necessary to keep a check on the efficacy of immunization. Simple and reliable techniques are to be developed for different viral and bacterial diseases.

19. Import of livestock and breeding of poultry should be licensed and screened properly for infectious diseases to prevent entry of new diseases in the country.

## PROCEEDINGS OF THE SECOND INTERNATIONAL SEMINAR FOR EDUCATORS AND ADMINISTRATORS OF ANIMAL HEALTH ASSISTANT COURSES, 25TH - 28 TH FEB '89 BANGALORE, INDIA

The Second International Seminar for Educators and Administrators of Animal Health Assistant Courses was

held from February 25th to 28th 1989 at Hotel Holiday Inn, Bangalore, India. The Seminar was inaugurated by Mr. Z. Saiful-Allah, Dev. Commissioner, Govt. of Karnataka, & was presided over by Mr. J.P. Sharma, Dr. S. Abdul Rahman, Regional Representative welcomed the gathering. Dr. J. T. Blackburn, President, Commonwealth Veterinary Association spoke and outlined the purpose of this Seminar and the Role of Animal Health Assistants in the Veterinary Field. Dr. B.C. Ramakrishna, President, Karnataka Veterinary Association proposed a Vote of Thanks.

The seminar was divided into five sessions. The first session on Assessment of Training Needs was chaired by Dr. A.K. Chatterjee, Animal Husbandry Commissioner, Government of India. The Key Note address was given by Dr. J.T. Blackburn and the two Council Members; Dr. D.D. Wanasinghe from Sri Lanka and Dr. Fazlul Hoque from Bangladesh also

spoke. The Second session on Development of Training Programme was Chaired by Dr. J.T. Blackburn and the

burn and the Key Note Address was given by Dr. M. Nunn and there were four papers including papers from

Mrs. L. Godwin of Sri Lanka and Dr. Tabunakawai from Fiji (names not included in the programme).

The fourth session on Evaluation of Training Programme was chaired by Dr. M. Nunn and there were three papers in it. The fifth session on Comparative Evaluation of

Training Programmes in the African and Caribbean region and Asia and Australasian region was chaired by Dr. (Mrs.) L. Godwin in place of Dr. D.D. Wanasinghe. There were three speakers at this session. Following

this session, there was a panel discussion and the recommendations were formulated for consideration (appended). This was followed by a Field Visit of the delegates to the Animal Health Camp organised by the Karnataka Milk Federation at a village 30 km. from Bangalore.



Dr. Alan Smurthwaite, Agriculture Training Board, UK, addressing the participants

Key Note address was given by Dr. G.S. Kutnikar from India in the absence of Dr. Andrew Ash. There were two speakers in this session. The third session on Delivery of Training Programme was chaired by Dr. J.T. Black-



Dr. M. Nunn (Papua & New Guinea) chairing the Session. On the left Dr. Kumaraswamy and on the right Dr. Ashwathnarayan, Joint Directors, Animal Husbandry Dept., Govt. of Karnataka

## RECOMMENDATIONS

1 Commonwealth Veterinary Association endorses the use of Animal Health Assistants and recommends the use of a uniform title for this cadre of staff as Animal Production and Health Assistants to emphasise their wide role.

2 Priority should be given to the development of a uniform curriculum, for training of A.P.H.A.'s in the developing countries of the Commonwealth.

3 The uniform curriculum be of two years duration and broadly based, with emphasis on animal husbandry and health but including extension, communication and training in training.

4 Entry to the A.P.H.A.'s course be a minimum of grade 10, but preferably grade 12 (GCE), with preference to students who have completed a science stream.

5 Each Government should give priority to the provision of specific bridging inservice training courses to upgrade existing animal health auxiliary staff to the standard of the two year A.P.H.A.'s course with the assistance from C.W.F.

6 Training schools for this cadre of staff should be set up; otherwise

training should be conducted at existing Veterinary or Agricultural teaching institutions/Universities.

7 All Veterinary Officers and other teachers involved in training A.P.H.A.'s be trained as trainers.

8 Opportunity to be provided for Veterinary Officers involved in train-

develop improved career opportunities and appropriate incentive systems for A.P.H.A.'s with promotion based on ability, inservice training completed and experience.

10 Procedures be developed to allow the best A.P.H.A.'s to gain access to veterinary degree training.

11 Government departments give increased priority to the provisions of inservice refresher courses for A.P.H.A.'s to provide for their continuing education.

12 Greater emphasis be given to the development of correspondence training (distance learning) for the continuing education of A.P.H.A.'s.

ing to continue as trainers in specific training units and that Government departments work towards the development of specific training divisions within their organisational structure.

9 Government departments

13 Evaluation of trainees, trainers and the training programme for A.P.H.A.'s be conducted on a regular basis.

14 Government recognise the integrated nature of animal husbandry and animal health by providing integrated training in both A.P.H.A.'s and veterinary training programmes.

15 Governments recognise the significance of women in agriculture and livestock husbandry and give priority to developing means to attract and retain more women A.P.H.A.'s.



Group discussions (l to r) Dr. (Mrs.) Godwin (Sri Lanka), Dr. Wazed Ali Khan (Bangladesh), Dr. Dhunda Reddy (India), Dr. Mc Hardy (Coopers, UK), and Dr. Ashwathnarayan (India)



Group Discussion (l to r) Dr. Venkatesetty, Dr. Kantharaj (India), Dr. D.D. Wanasinghe (Sri Lanka), Dr. Tabunakawal (Fiji)

## MINUTES OF THE VII COMMONWEALTH VETERINARY ASSOCIATION. REGIONAL MEETING (ASIA) HELD AT THE HOLIDAY INN, BANGALORE, INDIA ON 27TH FEB, '89

The business meeting of the Commonwealth Veterinary Association (Asia) commenced at 1.30 p.m. at the Hotel Holiday Inn, Bangalore, India. The meeting was chaired by Dr. S Abdul Rahman, (India), the Regional Representative, CVA (Asia).

Dr. Fazlul Hoque (Council Member, Bangladesh) and Dr. D.D Wanasinghe (Council Member, Sri Lanka) were present.

The others present as observers were, Dr. J.T. Blackburn President CVA, Dr. Mrs. L. Godwin (Sri Lanka) Dr. A.F.M. Hatemazzaman (Bangladesh) and Dr. T.B. Cleland, Editor CVA News.

The Agenda for the meeting was read by Dr. S Abdul Rahman and adopted.

Dr. D.D. Wanasinghe agreed to keep the minutes of the meeting.

The minutes of the VI Regional meeting held at the Agrarian Research and Training Institute Colombo, Sri Lanka on 11th and 12th December 1985 was read by Dr. Rahman. Dr. Fazlul Hoque (Bangladesh) proposed and Dr. Rahman (India) seconded the adoption of minutes.

### Matters Arising from the Minutes of the VI Regional Meeting Journal Exchange Programme

The three countries Bangladesh, India and Sri Lanka agreed to exchange their journals on a regular basis.

### John Anderson Travel Grant



Dr. D.D. Wanasinghe

It was decided to take this matter up at the next executive committee meeting and find ways and means of reviving this travel grant.

### Organization of National Bodies

Sri Lanka and Bangladesh representatives stated that statutory Bodies to regulate the practice of Veterinary Science by qualified personnel have been formed in their countries. Representative of Indian Veterinary Association stated that India is in the process of formulating such a body.

### Review of the Activities 1986 January to 1989 February

Dr. Rahman (Asian Representative) gave a resume of activities in the region during the period 1986 January to 1989 February. He said that he attended the Sri Lanka Veterinary Association Annual meeting in December 1987, and from there proceeded to Maldives to explore the possibility of getting the Maldivian Vets. into the CVA and found that there is only one Veterinary assistant in Maldives. He made two visits to Bangladesh to help Bangladesh veterinary association to

sort out some of the problems and to do the groundwork to hold the Regional Conference and Seminar on Immuno-Biologicals. He also stated that he attended the Animal Health Assistant Seminar in Banjul, The Gambia from March 21st-24th, 1987. He said that due to unavoidable circumstances, such as floods and other natural disasters in Bangladesh the proposed Regional Conference and Seminar on Immuno-Biologicals could not be held in Bangladesh. Thus, the venue had to be shifted to Bangalore, India. As a result the two seminars, The Animal Health Assistants Seminar (Part 11) and the Asian Regional Seminar on Immuno-Biologicals had to be held in Bangalore, one immediately following the other. Thus, the above two Seminars were held in February 1989; Immuno-Biologicals; February 23rd to 25th 1989 and Animal Health Assistants Seminar on February 25th to 28th 1989.

It was decided to hold the next Asia Region meeting in Dhaka in the 1st half of the year 1991. Dr. Hoque, Council member Bangladesh agreed to arrange the Regional Meeting to coincide with the Bangladesh Veterinary Association meeting in the 1st half of the year 1991.

When the subject of member associations paying the affiliation fees to the CVA was discussed. Dr. Hoque, Bangladesh said that the funds sent for the Bangladesh delegates to attend the Bangalore Seminar US \$ 1000 was not sufficient. Thus the Bangladesh Veterinary Association

had to advance US \$580 to buy the air tickets. He suggested that the US \$580 advanced be considered as affiliation fees. He was requested to write to the Secretary/Treasurer CVA explaining the situation and seek his approval.

### Programme and Budget for 1989, 90 and 91

Dr. J.T. Blackburn, President CVA who was present at the Regional Meeting said that the CVA is planning a Pan Commonwealth Veterinary Conference in 1990. He requested that all regions curtail their activities during 1990 to save funds for the Pan CVA meeting.

Since the Asia Region Meeting and two Seminars were held in early 1989. No activities were planned for 1989 and 1990 in the Asian Region. Thus the budget for the two years 1989 and 90 for the region would be only the recurrent expenditure.

It was decided to have the next activity of the Region in the 1st half of 1991 in Bangladesh, which would be a Regional Seminar on a topic to be decided later and this event would be held simultaneously with the Regional Meeting (Asia Region) and Bangladesh Veterinary Congress. The budget will be worked out later by the Regional Rep. in consultation with the Bangladesh Council member. It was also decided that if BVA fails to organise the seminar in the 1st half of 1991 the venue would be shifted to India.

### Role of CVA in Disaster Combat

The President agreed to consider specific requests from countries that may require assistance and to recommend to the CVA to help within its capabilities.

### Appointment of next Regional Representative (Asia)

Dr. S Abdul Rahman proposed and Dr. Fazlul Hoque seconded the ap-

pointment of Dr. D.D. Wanasinghe as the Regional Representative (Asia) till December 1991. It was also decided that the next Asian Regional Representative would be from Bangladesh.

### Any other Business

Dr. S. Abdul Rahman (India) said that since the editor of the CVA News Bulletin is relinquishing his duties, Dr. Rahman would be Volunteering to be the editor from the 1990 January.

The out going Regional Rep.(Asia) Dr. Rahman thanked the CVA executive Committee Dr. Choquette, Dr. Blackburn, Dr. Archibald, Dr. T.B. Cleland, Sri Lanka Vet. Association Bangladesh Veterinary Association and Indian Veterinary Association for their kind co-operation. The meeting terminated at 5 p.m.

Dr. D.D. Wanasinghe,  
CVA-Asia Rep. (taking over).

Dr. S. Abdul Rahman,  
CVA-Asia Rep. (Handing over)

---

## VETERINARIANS FOR AMNESTY INTERNATIONAL

Veterinarians in North America in 1986 founded a group called 'Veterinarians for Amnesty International' to work to release veterinarians who Amnesty International has reason to believe are prisoners of conscience or victims of torture. In response to a recent news item in the Veterinary Record, veterinarians in the UK and Australia have joined the group, which now has 29 members

Members work closely with Amnesty International, which provides them with details of individual cases and the names of officials in the

prisoner's country to whom members can write.

Already the group has taken up the cause of prisoners of conscience in Togo Burkina Faso, Congo, Somalia, Libya and Syria where 6 veterinarians have been held without charge or trial since 1980

All that is asked of members is that they be or become members of their national Amnesty International section and be familiar with and support the mandate of Amnesty International.

Each member of the AVA agrees to

abide by a Code of Ethics which obliges consideration of the welfare of their animal patients. Is the welfare of colleagues who languish unseen in prisons in far countries of lighter obligation? "Nobody", wrote Edmund Burke, the British political philosopher, 200 years ago, "made a greater mistake than he who did nothing because he could only do a little". Veterinarians for Amnesty International can be contacted at 20, Mont Street Guelph, Ontario N1H 2A4, Canada, or through the Australian contact - Trevor Faragher, 28 Parlington Street, Canterbury, Victoria 3126

Australian Vet. Journal 7, 1989

---

## THE SRI LANKA VETERINARY ASSOCIATION (SLVA) NEWS

1. Sri Lanka recently imported 100 Sahiwal Heifers, 50 Sahiwal young bulls, 10 Sindhi young bulls, 5 Thari young bulls and 25 Nilli Ravi Buffalo bulls from Pakistan to improve their dairy industry. This project was assisted by the Asian Development Bank. Sri Lanka hopes to import a further 200 Nilli Ravi or Kundi buffaloes from Pakistan under the dairy development scheme.

2. Sri Lanka Veterinary Association is Planning to have its 43rd Annual Session during the 2nd or 3rd week of December 1989.

3. The Asian Representative Dr. D.D. Wanasinghe recently visited Pakistan in August as a Sri Lankan government representative to negotiate the purchase of cattle and buffaloes from Pakistan to improve the Sri Lankan dairy industry. During his visit he was received by Dr. M.S. Jaffery, President, Dr. A.A. Ramzee Secretary and other executive committee members of the Pakistan Veterinary Medical Association. The Pakistan Veterinary Medical Association hosted a dinner in honour of Dr. D.D. Wanasinghe. On this occasion Dr. Wanasinghe, discussed the possibility of Pakistan Veterinary Medical Association (PVMA) joining the Commonwealth Veterinary Association with the officials of the PVMA. Dr. Wanasinghe reports that the PVMA has expressed the desire to join the CVA once Pakistan is readmitted to the Commonwealth.

## GIRIRAJA - A BREED OF FOWLS FOR TRIBALS IN INDIA

People living in villages and rural tribals in India prefer coloured chicken for table and the local non-descript breeds are reared on free range. It was endeavoured by scientists at the Department of Poultry Science, University of Agricultural Sciences, in Bangalore to develop a coloured bird with better performance characteristics. Research yielded results and a strain of chicken called 'Giriraja' was developed which was evolved by reciprocal crossing of two common broiler parent breeds with different plumage. Three way crosses were developed by admixture of single and pea combed birds and segregating for some feather patterns. This strain attains a body weight of 1372 grams compared to 400-600 gms. in native fowls by the eighth week and is considerably better with regards to feed



Giriraja



Dr. B.S. Ramappa

efficiency, weight gain, egg production and other desirable characters. Giriraja birds resemble local fowls in appearance and are disease resistant and suited for free range rearing and perform well under local climatic conditions. Symbolically expressed, Giriraja stands for "King of Jungle Fowls".

Field observations with these birds have indicated that Giriraja is highly adaptable in rural regions in the Karnataka state in South India and they have been found to be profitable to the farmers as well. Many farm-

ers have taken to rearing these birds which have already become popular. The credit goes to Dr. B.S. Ramappa and Dr. G.R. Lokanath, of the Department of Poultry Science, University of Agricultural Sciences, Bangalore for developing this bird.

## INDIAN VETERINARY COUNCIL CONSTITUTED

The Indian Veterinary Council Act 1984 was passed by the Parliament of India in 1984. The formation of the Veterinary Council was delayed and in September 1989, a Veterinary Council of India has been constituted. A Council of 27 members has been constituted by the Government of India in a Gazette Notification. These members will elect among themselves, the Executive who will govern the Veterinary Profession in the country. With the formation of the Veterinary Council, the long felt need of the 32000 Veterinarians of the country has been fulfilled.

*FOR MERELY, when religion was strong and science weak, men mistook magic for medicine; now, when science is strong and religion weak, men mistake medicine for magic. - Thomas Szasz*

## NEWS FROM INDIA

### FIRST VETERINARY UNIVERSITY IN INDIA

On September 20, 1989 the First Veterinary University in the country was inaugurated at Madras. This University 'The Tamil Nadu Veterinary University' will have as its affiliates the Madras Veterinary College, Namakkal Veterinary College and the Fisheries College. Inaugurating the Conference his Excellency Dr. P.C. Alexander, Governor of Tamil Nadu

and Chancellor of the University appealed to the Scientists to concentrate seriously on the problems of marginal and sub-marginal farmers of the State. The Veterinary University was promoted by the Chief Minister of Tamil Nadu Sri Karunanidhi.

Formation of this University is another land mark in the long history of Veterinary education in the country ever since the establishment of the first Army Veterinary School in 1862 at

Poona and subsequently the Madras Veterinary College in 1903. It is befitting that the first Veterinary University should have its birth at Madras Veterinary College Campus, as this college has contributed significantly to the profession in the country.

Dr. Richard Masillamony, Dean of Madras Veterinary College has been appointed as the first Vice-Chancellor of the new University.

### CANADIAN TECHNICAL DAIRY MISSION TO INDIA


A high level mission of dairy experts from the Canadian Department of Agriculture, led by Dr. John E. McGowan, Senior Assistant Deputy Minister for Agriculture, visited India from January 29 to February 5, 1989. The members of the mission held a Technical Seminar on 1st February '89 in New Delhi at Hotel Taj Palace. Dr. A.K. Chatterjee, Animal Husbandry Commissioner, Government of India

inaugurated the Seminar. The objective of the Seminar was to familiarise Indian experts with Canadian experience in genetic improvement of dairy cattle, with special emphasis on the Canadian "Record of Performance" system and Canadian experience in artificial insemination and embryo transfer with a view to identifying opportunities for trade and training in these sectors.

### CARI GERM PLASM FOR NORTH KOREA

Dr. B. Panda, Director, Central Avian Research Institute, Izatnagar who led the Indian delegation, signed an agreement on behalf of India with the counterpart, at Pyongyang, North Korea on July 27, 1988 for exchange of materials and exports between the two countries in the field of agriculture and animal science. At the request of North Korean delegation, the Indian delegation agreed to provide to North Korea the CARI high yielding basic germ-plasm of layer, broiler and quail.

## NEWS FROM PAKISTAN



Dr. Rahman (right) with Mr. Rao Sikander Iqbal, Federal Minister (centre) and Dr. M.S. Jaffery, President PVMA (left)

Dr. S. Abdul Rahman, General Secretary, Indian Veterinary Association visited Pakistan in March 1989 and had a meeting with members of the Pakistan Veterinary Medical Association. Once Pakistan is admitted to the Commonwealth, the PVMA has expressed its desire to join CVA (Pakistan has been admitted to the Commonwealth - Ed.)

# AUSTRALASIA

## TWO ASSOCIATIONS IN MALAYSIA TO MERGE

The most significant development in Malaysia is the merger of the two Associations into one which will be called "Veterinary Association of Malaysia". It may be recalled that a section of the Veterinarians in Malaysia had not participated in the activities of the Malaysian Veterinary Association, during the last few years. Dr. Mustafa



Dr. W.J. Pryor  
Reg. Rep.

Babjee the dynamic Director of Veterinary Services in Malaysia, and Council Member of Malaysia to CVA played a very important role in the merger of these two associations. It is now hoped that all Veterinarians in Malaysia will actively participate in all the programmes of the region under the auspices of CVA.

## GREAT RESPONSE TO SERVET

Dr. Giam Choo Hoo Council Member CVA Singapore who launched "Servet" has informed Dr. Pryor, Regional Rep CVA (Australasia) that the response to Servet has been great. Over 50 Vets have so far registered for the programme. Those registered with Servet included quite a number of Professors, General practitioners and surprisingly quite a handful of small animal practitioners.



Dr. Giam Choo Hoo

The subjects covered are pretty wild including artificial insemination, embryo transfers, wild life, meat hygiene, vaccine production, and pathology. One or two have spouses who are nurses or physicians and husband/wife want to help at the same time. There have been few requests for assistance from developing countries.

Readers are requested to give wide publicity to this programme.

### No Stroking Zone

*From the 'Pets' column of the Pulmans News, Lyme Regis: "Eccentric home wanted for aggressively unsocial ginger tom (neutered). Answers to the name of Misery Guts".*

## CHANGING BACTERIAL NOMENCLATURE

As science develops and knowledge accumulates it is only right that we have to adjust our minds from time to time. Nomenclature has to be changed from that based on previously held opinions or facts to that which conforms to the new. But such changes should never be made rapidly or capriciously as they can cause confusion to student and scientist alike.

It is obvious now that in the past few years the bacteriologists have been too over enthusiastic in seeking taxonomical changes. It is surely time to beg them to be more discreet.

In 1973 they decided to change the name of *Vibrió fetus*, the cause of cattle and sheep vibriosis into *Campylobacter fetus*. Since then they have further jockeyed the name around - C fetus subspecies fetus, C fetus subspecies venerealis, C fetus subspecies intestinalis. The controversy is not over yet as it has not yet been decided whether it should be divided into subspecies or not. Likewise we have had new names forced on us to *Corynebacterium equi* - now being called *Rhodococcus equi* - and *Pasteurella pestis* now *Yersinia pestis*, the latest news is that *Haemophilus avium* (that was *Haemophilus coryzae*) is to be further changed to *Pasteurella volantium* and *Pasteurella avium*. So we now have the ludicrous situation where pasteurellosis is caused by *Yersinia*, vibriosis is caused by *Campylobacter*, coryza is caused by *Pasteurella* and corynebacteriosis is caused by *Rhodococcus*. Is anyone confused?

(AVA News)



## REPORT OF PROCEEDINGS OF THE MEETING OF THE AUSTRALASIAN REGIONAL COUNCIL, COMMONWEALTH VETERINARY ASSOCIATION HONIARA, SOLOMON ISLANDS, 18 JUNE 1988

The fourth meeting of the Australasian Regional Council of the Commonwealth Veterinary Association (CVA) was held at the Mendana Hotel, Honiara, Solomon Islands, on 18 June, 1988.

The following delegates attended: Dr WJ Pryor (Regional Representative, Australasia, Chairman), Dr Colin McQueen (Solomon Islands), Dr Mike Nunn (Papua New Guinea), Dr P Bazeley (Vanuatu), Dr N Tabunakawai (Observer from Fiji), Dr E Shortridge (New Zealand), Dr G Moengangonga (Tonga), Dr Ahmad Mustafa bin Babjee (Malaysia), Dr K Lameta (Western Samoa), Dr J T Blackburn (President CVA), Dr Giam Choo Hoo (Singapore), Dr S. Abdul Rahman (Regional Representative, Asia), Dr H G Osborne (Australia, Acting Secretary).

The Chairman, Dr W J Pryor, welcomed the CVA President, Dr J T Blackburn of UK, Dr S Abdul Rahman,

Regional Representative for Asia and Dr N Tabunakawai from Fiji who attended as an observer.

Minutes of the 3rd Regional Council held on 21 April 1986 in Malaysia were read and confirmed.

The Chairman thanked Dr Mustafa for arranging publication of the Minutes and the Seminar Proceedings in *Kajian Vet Journal* (Malaysia).

The Chairman's Report as follows was presented and received.

### Chairman's Report

"Since the Third Meeting of the Australasian Regional Council of the CVA held in Malaysia on 21 April 1986, a major effort has gone into extending membership in this region and planning for the present conference. Such a conference was first mooted in 1982 and CVA interest confirmed at the Second CVA Regional Council meeting in Perth in 1983.

It has been a source of particular

pleasure that a number of new member associations in the Pacific Region have joined the Australasian Regional Council, including the Solomon Islands, Vanuatu, Tonga and Western Samoa. The Regional Council has received with pleasure the news that a merger of the two veterinary associations in Malaysia is likely in the near future.

All associations now pay a regular subscription, even though this is a token only for some of the very small associations. The Regional Council regrets the loss of Fiji from its membership but welcomes its continuing involvement as an observer. Total subscriptions from this region are approximately \$2500 per year.

The Regional Council is pleased to welcome the President of CVA (J.T. Blackburn) to its meeting in the Solomon Islands. In the Chairman's view, the President, since taking office recently has with the help of a vigorous executive, greatly expanded the efficiency and output of CVA.

CVA News now appears regularly each six months and has attracted broad acclaim for its usefulness as a medium of communication. This region must continue to provide comprehensive material for CVA News.

The Executive Committee of CVA held its second meeting in the Gambia in March 1987, and the Regional Representative represented this region. The meeting was conducted jointly with a seminar on animal health assistants and a conference on trypanotolerance of cattle and an institute opening. This is standard practice now for all CVA Executive and regional meetings.

It should be recorded that the seminar and the report of the Third Regional Council meeting referred to earlier were published in full in *Kajian Veteriner Malaysia*, and the region is in-

### AUJESZKY'S DISEASE TO BE ERADICATED IN N.ZEALAND

The Pork Industry Board has decided to fund a compulsory Aujeszky's disease eradication scheme.

The scheme will involve testing of all North Island pig herds, culling of infected pigs and vaccinating pigs at risk. MAF will carry out the testing and private veterinarians will do the vaccination. All infected herds will be quarantined.

The scheme will begin this spring and

eradication is likely to take about five years.

Results of a survey carried out by MAF show that about 5% of pig farms in the North Island are infected and perhaps 6% of pigs.

The pig industry has build up an eradication scheme fund by way of a 10% levy on all pigs slaughtered, and the levy will continue to pay the scheme

- *Vet. Script. July, 1989*

debted to the Malaysian delegate for the excellence of these arrangements. "Other programs of the region continue, including journal exchange and donation and improved information exchange. This regional council is increasing in cohesiveness and effectiveness, and this will continue to be the goal.

"The Regional Representative was appointed for the period '1985-1989' and is due to step down next year with Malaysia then to assume the office. The President of the CVA was concerned about continuity of the Executive Committee and the desirability of staggering changeovers in adjoining regions and has been invited to address the Regional Council on a proposal relating to this matter.

Finally the present Conference has resulted from intensive effort from a very limited number of people and the Regional Representative would like particularly to thank Dr Colin McQueen (Solomon Islands) and Dr Ian Davis (Australia) for their hard work and organisation and the Commonwealth Veterinary Association, ADAIB, AVA and IRETA for their strong sponsorship support for this unique conference. May its success justify their efforts.

### Matters arising from the Minutes

**Subscriptions-** The Chairman advised that, following the Executive Council's decision, unless each member country paid a subscription it would not be eligible for funding to participate in CVA activities. He indicated that he would check the position of W Samoa, Tonga and Vanuatu.

### Journal, book and video exchange

Members were asked to maintain this activity and advise the Regional Representative on all donations of journals, books etc.

The representative of Vanuatu enquired about receiving the Australian Veterinary Journal.

Dr Shortridge (New Zealand) advised

that NZ Veterinary Association currently donated journals to eight countries - St Lucia, Sri Lanka, W Samoa, Bangladesh, Tonga, Solomon Islands and to the CVA Secretary.

Dr Lameta (W Samoa), Dr Bazeley (Vanuatu) and Dr Moengangongo (Tonga), expressed gratitude for the journals from NZ. Dr Nunn (Papua New Guinea) expressed appreciation of receipt of back numbers of the AVJ for his training institute.

The Chairman advised that the University of Melbourne Centre for Continuing Education and the Veterinary Post-Graduate Foundation of Syd-

and was hoping to advance this project further.

Dr Shortridge presented data he had collected on animal production in SW Pacific but said these were now largely superseded by the up-to-date papers presented at this Conference.

### Future Meeting

The Chairman reported that the CVA Executive Committee considered that there should be a regional meeting every 3 years. He requested proposals for the scientific theme for the next meeting. It was agreed that members would send their suggestions to him

*A certain well-known pathologist, in responding to a question on the dose rate of thiamine, answered that he didn't know off-hand. "Being a pathologist I prefer not to treat animals - it destroys a lot of good pathology".*

*Vet. Script Sept. '89*

ney University would supply notices of programs to representatives of CVA. The Australian Post-Graduate Foundation had donated \$600 worth of publications as a gift to the Region for this conference but these did not arrive for the meeting.

Dr Shortridge agreed to discuss with the Director of the NZ Continuing Education Program how to provide information on the publications available and advice on forthcoming meetings to regional councillors.

### Reports

Dr Shortridge reported on action he had taken on past decisions of the Regional Council. Professor David Blackmore (Massey University) had provided some data on public health

before December 1988.

There was discussion about the role of the CVA and the possible problem of overlap between CVA meetings and other similar and/or competing meetings in the region. The Chairman considered that proper consultation with the Region would avoid this.

### Address by President of CVA

The Chairman then asked the President of the Commonwealth Veterinary Association Dr J T Blackburn to address the meeting.

### Voluntary service from retired veterinarians

Dr Giam (Singapore) outlined his proposal on Servet.

The reaction of the Council was posi-

tive. It was recognised that there were problems especially in the suitability of particular people for particular tasks. Dr Shortridge suggested that the scheme should not be confined to retired people; many young veterinarians might be interested.

The meeting resolved to support the idea in principle.

It was agreed that members could consult their associations and send comments to Dr Giam before September 1988.

### CVA News

The Chairman requested support for CVA News and asked members to send material for publication.

### Name of Regional Council

The Chairman asked if members thought the title for the region "Australasia" was appropriate or whether it should be changed in view of the expanded South West Pacific membership. It was decided to consider this further at the next regional meeting.

### Membership lists exchange

Dr Shortridge said that the NZ Membership list would be the list of veterinary surgeons and cost \$6.50 per copy. Members agreed to send lists to Dr Pryor.

### Position of Regional Representative

Following comments from the Presi-

dent of CVA on the desirability of staggering terms of office between adjacent regional councils, for example Asia and Australasia, it was resolved that Council recommend to the AVA that Australia continue to provide the Regional Representative until January 1991 and that Malaysia replace Australia in 1991.

It was further resolved that the AVA be requested to appoint Dr WJ Pryor as its representative during this period. The Chairman thanked members for their keen attention to CVA matters and declared the meeting closed.

- WJ Pryor July 1988.

## Nissls' Dismissal

by John Grandage

*Let us mourn in the Islets of Langerhans  
And there shed a tear from Krause's Glands  
For the loss of surnames for bits of our body  
Like that bit of the Goodies, the Sphincter of Oddi.  
  
While the primitive streak in Meckel's Cave  
And Jolly Bodies sweat from the Glands of Boerhaave  
Anatomists deemed that surnames must go.  
No eponymous names like the Foramen of Monro.  
  
Nor a thousand others, not the least of which  
Is the Artery of Konstantinowich,  
Or Fontana's spaces; these names that ring  
Like the Circle of Willis or the Canal of Stilling.  
  
Virchow's Spaces, the Canal of Schlemm,  
You don't want a cough when you talk of them.  
And those that sound risqué, like Ampulla of Vater,  
Or Recesses of Kuhnt, or Fuch's Stomata.  
  
Eustachio is tubeless (like a tyre of Goodyear's)  
But he ought to be tired after 400 years.  
And the cell of Karl Kupffer - is the new name quite right?  
Not 'stellate reticuloendotheliocyte'?*

*Those 'lymphatic nodules', are they a Patch on Peyer?  
Can the Pons still play bridge when Varoli's not there?  
Even Bell's lost his Nerve. Oh it's a bit of a swizzle  
To give Hilton the Sac and order Nissl's dismissal.*

*Let's nostalgically ride this eponymous road  
and picture old Ranvier picking his Node  
Or else Seessel's Pocket. Life was a Zonule of Zinn-  
Did Suzanne's Gland harbour Harder's within?*

*Ride the Fallopiian Tube on the Douglas Line  
Past Henle's Loop to the Pyramids of Ferrein.  
Shop in Flint's Arcade for some Follin's Grains.  
See what Sertoli Cells -spermatozoa again.*

*When did Rusconi discover his Anus?  
Haller's Ansa won't help but it might entertain us?  
I bet it was when his Ball's Valve got stuck  
As he peered quite lewdly up the canal of Nuck.*

*Let Pringle's Band play its the Wagner Spot.  
Though many are musical Professor Henson's Knot.  
Sound a Billroth Cord, sing a Line of Ogston,  
Strum a Bar of Mercier on Jacobson's Organ.*

*But the funeral march plays on the Organ of Corti  
For eponymous deaths, perhaps a thousand and forty;  
Their Heel of Achilles was not dipped in the Styx,  
So with Hassal's Body they rest in Lieberkuhn's Crypts.*

Delivered as part of J.Holt Oration, ASAVA Conference,  
1988, Perth

Murdoch University  
Murdoch, W.A. 6150

# CONFERENCE ON VETERINARY SERVICES FOR THE SOUTH-WEST PACIFIC, HONIARA, SOLOMON ISLANDS, 17-19 JUNE 1988

## CONCLUSIONS AND RECOMMENDATIONS

- 1 Recognising the current freedom of the Region from the OIC List A diseases the Conference recommends:
  - The development of uniform, minimal quarantine standards and protocols, supplemented by the individual country needs as required.
  - That countries note the existence of the OIE International Animal Health Code that provides guidelines for the international movement of animals and animal products.
- 2 Noting that inadequacies exist in legislation in some countries in the Region the Conference recommends where appropriate:
  - The review, upgrading and improvement of legislation pertaining to animal health, veterinary public health and animal quarantine.
- 3 Recognising the impracticability and poor cost effectiveness of developing further veterinary diagnostic laboratories in the developing island countries within the Region the Conference recommends:
  - That greater use be made of existing laboratory services on Australasia and designated World Reference Laboratories and that AID be sought to fund these services or that fees be waived for island countries.
  - The continued study and development of rapid diagnostic screening tests.
- 4 Recognising the need to expand the choice of animals available to farmers the Conference recommends:
  - The prudent diversification of animal industries in the SW Pacific by ensuring that additional species introduced to these countries be appropriate to existing farming systems.
  - That the environmental and ecological impact of such introductions be carefully considered.
  - That ongoing studies be undertaken to assess the effect of any such introductions and their compatibility with existing farming systems.
- 5 Noting the inadequate number of national veterinary scientists and other animal production specialists in the Pacific island countries the Conference recommends:
  - That the required services to the livestock industries should be provided by an increased number of national veterinary scientists and animal production specialists supported by a greater number of auxiliary staff.
- 6 Recognising the need to progress towards localisation of veterinary staff and the slow rate of progress to date of veterinary training programs the Conference recommends:
  - A review by AID Agencies of scholarships and programs to effect more appropriate preparation for successful training in veterinary science.
  - The review to consider alternative options such as;
  - Third country training
  - The provision of extra-curricular tutors
  - Commencement of training at higher secondary school level
  - Simultaneous training of groups of students from Pacific countries
- 7 Recognising the need for improved intelligence and co-ordination within the Region the Conference recommends:
  - That a Regional Veterinary Officer be appointed to gather, collect and disseminate, on a regular basis, animal disease and quarantine information.
  - This officer take early action to develop exotic disease contingency plans and procedures.
- 8 Recognising the need for improving the efficiency and effectiveness of Government services to the livestock industries the Conference recommends:
  - That priority be given to training in advanced management and public administration for animal health staff within the Region.
- 9 Noting the tendency for scarce trained national manpower to migrate, the Conference recommends:
  - That Governments examine the means to improve the conditions of service to retain such staff within the Region.
- 10 Recognising the need to utilise scarce veterinary manpower most effectively, the Conference recommends:
  - That veterinary services staff at all levels give priority to meeting national agricultural objectives by working in close co-operation with animal production scientists in a multi-disciplinary team; Such teams to include nutritionists, socio-economists and training/extension specialists.
- 11 Recognising the importance of pigs, poultry and fish in providing protein for the peoples of the region

the Conference recommends;

- That priority be given to improving health and production of these species, where this meets national agricultural development objectives.

12 Recognising that animals are only one part of existing agricultural production systems within the Region

the Conference recommends:

- That research on animals be conducted from a farming systems perspective.

13 Noting the need for a recognised system of international reporting on animal health status in facilitating trade in animals and animal products the Conference recommends:

- That all countries in the Region give strong consideration to becoming members of the OIE.
- That the President of the Regional Council of CVA explore with the Director-General of OIE the possibility of SW Pacific Islands group membership on reduced contributions.

## DINGOES ARE NOT UNIQUELY AUSTRALIAN

The dingo has generally been viewed as Australian as kangaroos, koala bears and the Nullarbor Plain, but this is wrong according to research by a CSIRO scientist.

His studies in Asia have shown that the dingo is virtually indistinguishable from wild dogs found throughout southern Asia.

Dr. Laurie Corbett, a wildlife ecologist with the CSIRO Division of Wildlife and Ecology in Darwin, has examined more than 100 canid skulls. He says the Asian dog should bear the same name as the Australian dog: *Canis familiaris dingo*.

In a scientific paper "Morphological comparisons of Australian and Thai dingoes: a reappraisal of dingo status, distribution and ancestry" Dr. Corbett argued that all skull analyses showed that Thai canids resemble Australian dingoes more than domestic dogs. Although intermediate between these two groups and similar to known dingo/domestic dog hybrids, it is unlikely that Thai canids are also hybrid since few or no domestic dogs occur in rural Thailand. Thai canids were smaller in body size and weight compared to Australian dingoes, but they were remarkably similar in body shape and exhibited similar sexual dimorphism.

All samples of Asian canids were similar to Australian dingoes in having predominantly ginger coloured pelage and a seasonal breeding pattern with most litters born in winter. The structure, social organisation and behaviour of packs also appeared to be very similar. Such dingo-like canids were recorded from a belt extending from Israel to Vietnam, northwards from China and southwards from Indonesia, Borneo, Philippines and New Guinea.

He proposes that dingoes are not confined to Australia but are widely distributed throughout the mainland and islands of southern Asia as well. The relative uniformity in morphology of dingo populations throughout southeast

Asia and Australasia may be explained by the monospecific origin of dingoes from the Indian wolf, their ancestral development in isolation from other canid species and man's artificial selection pressures, and the assisted passages between islands by Asian seafarers.

Dr Corbett said it could be suggested that dingoes, evolving from a canid stock somewhere on the Asian mainland, became widely distributed throughout mainland and island southeast Asia and were eventually introduced into Australia by Asian seafarers, perhaps on many occasions over many centuries. That they sometimes moved back is suggested by studies of the distribution of biting lice which parasitise present day canids, since one species (*Heterodoxus spiniger*) probably evolved after transference to the dingo from a marsupial and spread to the Asian continent on returning dingoes. He cited various references to illustrate his views.

He suggested that dingoes were possibly taken on voyages as a live food cargo. Dogs and dingoes are still commonly eaten throughout Asia today. Also, within many rural areas of Asia today (eg Borneo and northern Thailand), dogs are highly prized as village guard dogs or as hunters of game, thus dingoes may have been taken on sea voyages during earlier times for similar reasons, especially since most movements were probably along coastlines utilising temporary and seasonal campsites.

There may have been cultural reasons too. Even today in Borneo, dogs (and dingoes) are killed, eaten and the remains buried with the dead owner as part of a funeral ceremony. Within such cultures death is the commencement of journey into the afterlife where man is accompanied by his dog; thus perhaps so too did dingoes accompany Asian man during his sea voyages.

Proc Ecol Soc Aust. (1985) 13 : 277 : 291  
Australian Veterinary Journal, Jan '89

# CANADA CARIBBEAN

## RECOMMENDATIONS OF THE CANADA/CARIBBEAN REGIONAL MEETING, GUYANA 20ND -23RD, NOVEMBER 1988

> There should be a directory of expertise available to C.F.T.C., and International donors, so that recruitment could include professionals from developing countries;

> Veterinarians should maintain the health of animals and not just wait to "out-a-fire", i.e., Strive for good herd health;


> Animals produce better under ideal conditions, e.g. shelter, adequate food, water, etc.

> Do not despise local medication (herbs, etc) but help the producer to understand their "rationale" for use.

> Conservation infers the ecology and contamination through the escape of medicants and insecticides, pesticides and artificial fertilizing into areas utilized by humans and animals eg. ground water.

An example of lack of conservation could be overgrazing.

> Health constraints should not be used as Trade Barriers but should be



Dr. J.L. Robinson  
Reg. Rep.

justified;

> Meat and Protein of animal origin should fall under supervision by a Veterinarian.

It was agreed that a small committee should look at "Forward Planning" and, bearing in mind the theme of the conference and put up resolutions for adoption.

Such a committee comprising of Drs. Stevenson, Amiel, Loregnard and Robinson met and proposed the following :-

> "Noting the overall objectives of the

Associations and the particular concerns of the Regions".

> Be it resolved that in the next two years, member countries undertake :-

1. A review of the Veterinary manpower needs and make recommendation to the appropriate authorities with a view to satisfying such requirements by way of upgrading existing personnel and facilities, whilst recruiting additional members;

2. To review and recommend adjustments in Veterinary health regulations to allow the fastest movement of Livestock and Livestock Products in the region with due regard to necessary constraints; and

3. Continue disease surveillance programmes, especially relating to rabies.

The above resolution was moved by Dr. Amiel, seconded by Dr. Stevenson and unanimously adopted.

### CLIMATE CHANGE MAY INCREASE LIVESTOCK DISEASE

Global warming could expand the northern range of livestock diseases and pests in the US and create favourable conditions for the introduction of new diseases, according to a study done at Tufts University.

The results of the study done at Tufts School of Veterinary Medicine and the Fletcher School of Law and Diplomacy were part of a major report on the potential effects of climate changes in the United States that the US Environmental Protection Agency presented to federal lawmakers.

Scientists are predicting that the amount of carbon dioxide in the Earth's atmosphere could double over the next 50 to 70 years, resulting in a temperature increase of about 4

degrees Celsius in US coastal zones. Temperatures in the country's interior are expected to rise even more, triggering a northward shift in agriculture and human and animal populations that are currently based in the South, Midwest and Plains.

The Tufts study noted that changes in animal health patterns may also affect the quality of human life. In addition, larger areas of the US are expected to become suitable habitats for ticks, mosquitoes and other disease carriers. For more details on the study, please contact : Cristin Merck, at 508-839-5302, or write : Tufts University, Office of Communications, 200 Westboro Road, North Grafton, Mass 02136. USA. - Can Vet. J Vol. 30, 1989

## HEART VALVE FIRST FOR THE THIRD WORLD

Canadian expertise is being harnessed to help an Indian surgeon produce mechanical and biological artificial heart valves. The CFTC's Industrial Development Unit (IDU) project should go a long way towards meeting the need, in India alone, for 5,000 such valves a year. Twenty-five percent of these will be given free to poor patients.

The project grew out of one man's concern that artificial valves failed within a year or two, particularly in young people. Dr. D. R. Baruah, a cardiac surgeon with extensive experience in open heart surgery in Scotland, Northern Ireland and Abu Dhabi, was disturbed by the calcification and degeneration which caused both types of valves to fail. He set to work to find a new anti-calcification agent and new valve material.

He discovered both. Using zirconium,

a metal used in nuclear science for its durability and resistance to corrosion and metal fatigue, mechanical valves could last for 45 years in the human body. The bovine pericardium, which is the tissue covering the heart of an ox, when treated with the anti-calcification agent he developed, also proved more suitable for the manufacture of biological valves.

With the Indian Government's encouragement, Dr. Baruah then set up laboratories near Bombay to develop these ideas. The transition from design to production, however, required state-of-the-art testing, quality control and manufacturing technologies, such as laser machinery and atomic absorption spectrophotometry — none of which were available in India. And Dr. Baruah, eminent scientist as he was, did not have any industrial experience.

The Indian Government asked the

IDU for help. The IDU found a source of expertise in the testing of valves and instrumentation at the Royal Jubilee Hospital in British Columbia, Canada, and is arranging to have the prototype valves tested there. It will then help redesign its function - testing equipment, called 'Superdupr' and set up appropriate quality and operation controls in Bombay. It will also assist in training Dr. Baruah and his colleagues in function and fatigue testing.

The outcome will be the production for the first time in the Third World of artificial heart valves and a huge reduction in the cost of providing them in Indian hospitals. Rheumatic heart diseases, common in developing countries, claims many lives, so Dr. Baruah's project not only opens up a new area of hightech in the Third World, but will also help save thousands of lives every year.

-Commonwealth Currents, Aug '89

Dr. Derek Griffith, has been elected as the Secretary of the Barbados Veterinary Association

## USE OF CHLORAMPHENICOL IN VETERINARY PRACTICE

Members will be aware of the sensitivity of Australia's export partners to the issue of drug and chemical residues in meat.

Chloramphenicol is a particular problem because many authorities have a nil tolerance. The methods for testing for chloramphenicol are exquisitely sensitive. I am told that a West German laboratory is able to detect chloramphenicol traces in the plasma of veterinarians who have handled syringes containing the drug, or who have injected it into animals.

Mr. John Kerin, Minister for Primary Industries and Energy, wrote to the AVA seeking our support for a total ban on the use of chloramphenicol in food producing animals. In addition, because of the trade in horse meat to overseas countries, he asked for our support for the ban also to apply to horses. (The National Health Medical Research Council is apparently moving to recommend classification of the horse as a food producing animal).

The meeting of the Board of Management had resolved to support total ban on the use of chloramphenicol in

food producing animals and horses. It was also resolved to support the withdrawal of all small animal chloramphenicol products with the exception of ophthalmic preparations. I have advised Mr. Kerin accordingly. I urge your support for this ban. The degree of sensitivity of testing for chloramphenicol is such that use of even eye ointments or foot rot spray/wound dressings containing chloramphenicol is likely to result in development of detectable residues in the carcasses of treated animals.

Mary D Barton  
- Australian Vety. Association



## CANADA'S FIRST "CANCER CLINIC" FOR PETS

### THE ONTARIO VETERINARY COLLEGE OPENS A \$230,000 RADIOTHERAPY UNIT

When Ontario Veterinary College fundraisers set-out to tap support for a proposed radiotherapy unit, they hit a concrete wall literally. The college had already secured a 250 kv orthovoltage unit (from the Windsor Cancer Clinic) and cobalt-60 radiation equipment (courtesy of Toronto's Princess Margaret Hospital), and had even selected a 625-square-foot site, formerly a cattle pen in OVC's large animal clinic. But to encase the room and absorb rays that normally emit from a cobalt source, they needed a fantastic amount of concrete 330 tons, which in some spots would comprise a wall three feet thick and 12 feet high. And since traditional research sponsors are more supportive of food animal science than pet studies, financial assistance was even more of a hurdle.

But the challenge was met. Assertive public relations efforts by OVC Associate Dean Dr. Ted Valli, extensive pavement pounding by university fundraisers, a sizeable concrete donation by a local firm and monetary contributions by the university, private citizens (most notably, Frank and Martha Thompson) and OVC's Pet Trust finally catalyzed the establishment of the Frank and Martha Thompson Radiation Therapy Unit, a Canadian first. Although the facility popularly called a "cancer clinic for pets" officially opens its doors this fall, it has already treated a dozen patients, dogs and cats with a variety

of tumours.

*"The opening of this radiotherapy unit means there's now a whole class of diseases we'll be able to treat in this country that we couldn't treat before"* says Dr. Stephen Kruth, chair of the college's radiotherapy group and one of the unit's team members. Several non-Canadian veterinary colleges have radiotherapy units; OVC's is the only one in North America that can accommodate large and small animals.

The unit can treat superficial skin tumours using the low energy orthovoltage equipment, and deeper cancers with the cobalt-60 apparatus. Radiation therapy works very well for tumours of dental origin (acanthomatous epulis and adamantinoma), mast cell tumours, perianal gland adenomas, transmissible venereal tumours, oral squamous cell tumours and hemangiopericytomas. Some feline malignancies such as dormant squamous cell carcinomas also respond well, as do lymphoma and nasal tumours. Other tumours are less responsive, however, such as malignant melanoma and fibrosarcoma. Because of the relative newness of the treatment method, Kruth says it's likely that practitioners will have patients with a variety of tumours for which the unit does not have response data. "We hope to eventually find techniques that are more effective

than those currently used for some tumours", says Kruth, "and for those we have no data for, patients may still be candidates for standard doses of irradiation treatment".

The diagnosis of an animal suspected of having cancer must be confirmed through a biopsy either by the practitioner or at OVC, says Kruth. Routine haematology, urinalysis and serum biochemistry tests are important to determine how widespread the tumour is and its effect on the patient. Thoracic radiographs and bone marrow biopsies may also be helpful. Once the diagnosis is confirmed, practitioners should contact OVC's radiotherapy group to discuss the case and determine if the patient is indeed a candidate for treatment. "We expect to be able to cure some tumours and significantly improve the quality of life for animals with other tumours" says Kruth.

Typical cancer treatment consists of about 10 fractions of radiation over a three-week period, with each fraction taking several minutes to deliver. Patients stay at the veterinary hospital to receive treatment throughout the week, and can go home on weekends. Total costs to the client range from \$750 to \$1,000.

— Owen Roberts

Dr. Kruth can be contacted at  
519-823-8830  
Veterinarian Magazine, Aug '89.

*As long as men are men, a poor society cannot be too poor to find a right order of life, nor a rich society too rich to have need to seek it.*

*-R.H. Tawney*



# EAST, CENTRAL & SOUTHERN AFRICA


## NEW VETERINARY SCHOOL IN ZAMBIA

Prof. R.J.Thomas, Dean, School of Veterinary Medicine, University of Zambia, Lusaka, informs us that the new school of Veterinary medicine has produced its first graduates. A total of 13 including 2 ladies, have been awarded the Bachelor of Veterinary Medicine Degree in November 1988. These 13 have had a unique record of not having failed or dropped during the entire duration of the course. All have found positions easily, 4 with Department of Veterinary Science, 4 as Vets with large private farms and 5 have opted to remain in the school as house surgeons and Staff development Fellows. This indeed is a remarkable achievement considering the fact that the school was started only in 1982.

### GENERAL INFORMATION ON THE SCHOOL OF VETERINARY MEDICINE OF THE UNIVERSITY OF ZAMBIA AT LUSAKA.

#### Introduction

The University of Zambia was established in 1966. From the outset it has maintained a strong vocational base in the provision of its programmes of studies and degrees. As presently constituted it exists in two locations, in Lusaka and in Kitwe. It is organised on a School system and pres-



Dr. Kamwendo, Reg. Rep.

ently has eleven schools Natural Sciences, Mines, Engineering, Environmental Studies, Agricultural Sciences, Medicine, Veterinary Medicine, Humanities and Social Sciences, Education, Law and Business and Industrial Studies.

From the time of its establishment in 1965 to 1983 the University has awarded 5,841 undergraduate de-

grees of which 3,614 were in humanities-based areas and 2,227 in scientific and technological fields. The desire of the University to respond to identified national needs, and the flexibility of its system in enabling it to do so, is shown by the recent introduction of the degree programmes in Telecommunications, Land Surveying, Manpower Planning and now Veterinary Medicine.

### HEN, EGG AND DOG

The question has often been asked : How do you discourage a mongrel which habitually takes a few eggs from a rural hen working hard to establish her family ? At the end of the day the eggs are not enough to go round and still have an extra one to land on the breakfast table . Mongrels doggedly insist on their perverse ways , disregarding who they hurt in the process. Because of this, many rural people have devised a way of punishing the culprits and bringing egg-mania to an end . So crude is the method that SPCA may not be amused, if they knew. Talk less of encouraging it. They hard boil an egg until it becomes "red-hot " . The egg is then forcibly placed in the buccal cavity of the victim whose jaws are clamped manually: long enough for the egg to cool down.

At the end of the ordeal they let the dog spit out the offending egg voluntarily. After sniffing the egg once, it is said the dog looks for the comfort of a shelter, where it lies down and enters into deep meditation.

The horror of this practice is that it is cruel. The beauty of it, the proponents claim, is that it is very effective. It is reported that never in its lifetime will that dog ever look at a fragment of an egg shell.

Surely someone out there should have a better way of keeping the hen, the egg and the dog without injuring anybody's pride.

R.M Busayi.

ZVA News, Nov-Dec, 1988

### THE SCHOOL OF VETERINARY MEDICINE

#### 1. The need for Veterinarians

In 1979 the Food and Agriculture Organisation of the United Nations despatched an Identification Mission to consider veterinary training in Southern Africa. The Mission reported that all the countries visited have developed organisational structure to cater for the

control of the most infectious diseases particularly foot-and mouth disease, and vaccination is commonly practised against many major diseases. Animal health organisations are based on a small cadre of animal health assistants and these can control only the major infectious diseases. Preventive measures on a herd and flock basis, for the improvement of production and management and the individual treatment of valuable animals, are therefore very limited, mostly non-existent. The practice of eating the flesh of animal which have died from disease is common. This represents a hazard for human health because of the many zoonoses present, especially anthrax. The veterinary manpower situation is thus highly unsatisfactory.

Within the wider region of Southern

## BLOOD TYPE OF CATTLE

African Zambia itself is a very large country of 752,618 sq.km though it has only some 2 million cattle, 300,000 goats, 32,000 sheep and 200,000 pigs, despite favourable climatic conditions and other natural resources that provide unlimited potential for the development of the livestock industry. One of the obstacles to its development is the animal health situation referred to above. The veterinary resources in Zambia available to deal with these problems are inadequate. For example, in 1982 there were 70 veterinarians in the entire country, of whom only 8 were Zambia nationals, and this has shown little subsequent improvement.

### 2. The Physical Development of the New School

In 1982 the Government of Japan, in response to a request from the Government of Zambia, undertook to build and equip a Veterinary School on the Lusaka Campus at a cost of approximately 21 million U.S.dollars.

Building operations began in February 1984, the construction and equipment of the premises was completed on schedule in February 1986, and staff and students moved in from scattered temporary accommodation the following month. The buildings cover a floor area of 12,830 square metres and are conveniently located

sciences and to introductory animal science, veterinary anatomy and veterinary physiology. The Third Year is concerned exclusively with physiology and biochemistry; gross anatomy including histology and embryology; and animal nutrition.

The teaching of the paraclinical subjects of pathology, immunology, parasitology and microbiology and of phar-

About a year ago the Veterinary Research Laboratory took over the bovine blood typing service from a private medical laboratory in Harare. The service is conducted on behalf of the Zimbabwe Herd Book which is the sole authority in this country for the registration and certification of pedigrees of cattle.

Bovine blood typing consists of identifying the antigens which are present on the blood cells. There are now more than 70 different antigens recognised in cattle. They are genetically controlled at 11 gene loci and thus they are inherited singly or in combinations from dam and/or sire. The antigens are demonstrated in the lab by mixing washed rbc's with specific antisera, detecting antigen-antibody reaction. Antisera are raised in cattle by inoculating recipient animal with rbc's of another animal. In addition to antigenic variation between rbc's there are differences in soluble proteins in blood, eg, haemoglobin, albumins and transferrins. These differences are mainly in electrical charge and are therefore detected by electrophoretic techniques. At present we do not have capability to do this at the V R L but hope to introduce it in the near future as it is a valuable adjunct to rbc antigen typing.

The greatest use of blood typing is in parentage control. Any antigen present in an animal must also be present in one or both of its parents. Similarly proteins of a particular electrical charge must have been inherited. Thus where parentage is in doubt it is usually possible to exclude an animal as a possible parent; however it is never possible to state categorically that an animal is a parent;

Blood typing is carried out routinely on all pedigree herd sires. Blood samples can be submitted only through the Zimbabwe Herd Book.

**Dr. Keith Lander**  
ZVA News April June 1989

adjacent to the new premises of the School of Agricultural Sciences.

### 3. The Academic Programme

The teaching programme occupies six years and leads to the award of the degree of Bachelor of Veterinary Medicine. During the first year the basic subjects of chemistry, physics, biology and mathematics are studied in the School of Natural Sciences. Students who achieve satisfactory results at the end of the first year compete for admission to the veterinary programme. The Second year is devoted to further studies in the basic

macology and animal production, is given in the fourth Year of studies. The two subsequent years are devoted to clinical studies and disease control embracing the subjects of clinical medicine, toxicology, therapeutics and clinical pathology; surgery, anaesthesiology and radiology; diseases of reproduction and obstetrics; epidemiology, the economics of animal production and disease control systems; preventive medicine veterinary public health and food hygiene, veterinary jurisprudence and extension administration.

#### 4. Administrative Arrangements

The School establishment is made up of four separate Departments. The Department of Biomedical Sciences is responsible for the teaching of Physiology, Biochemistry, Gross Anatomy, Histology and Embryology to Second and Third Year students. It is also responsible for Pharmacology but the teaching of this subject is taught in the Fourth Year. The School of Agricultural Sciences teaches Animal Nutrition to Third Year students. The Department of Paraclinical Studies teaches Pathology, Parasitology, Microbiology and Immunology in the Fourth Year. The Departments of Clinical Studies and Disease Control are responsible for the teaching in the Fifth and Sixth Year with some service teaching by the School of Agricultural Sciences.

The physical arrangements of the buildings facilitate close interdisciplinary communication and the development of integrated teaching is actively encouraged. Curriculum development is initiated in departmental Board of Study which reports to the School Board of Studies where general academic policy is formulated.

#### 5. Staffing

The approved establishment of academic staff is a Dean, 4 Professors, 11 Associate Professors, 16 Senior Lecturers and Lecturers. Their allocation to Departments is shown in the following table:

Allocation of Academic Staff				
Department	Prof	Assoc Prof.	Sen. Lecturer/ Lecturer	Total
Lecturer Biomedical Sciences	1	3	4	8
Paraclinical Studies	1	2	4	7
Clinical Studies and Disease Control	2	6	8	16

There is also a non-academic establishment of 5 Chief Technicians (1 in each of the four departments and 1 for Central Services), 9 Senior Technicians, 15 Technicians, 1 Pharmacist, 1 Radiographer, 2 Administrative Officers, 9 Secretaries and 36 other categories of support staff.

Recruitment is satisfactory in most subject areas and academic staff have been brought together from Zambia, Czechoslovakia, Great Britain, Ghana, India, Ireland, Japan, Nigeria, Sudan, Sweden, Tanzania and Uganda. Since there are so few Zambian veterinarians most of the staff are on expatriate contract terms.

The academic and supporting staff are augmented by visiting professors, lecturers, and technicians on short term assignments of three months duration mainly from Great Britain, Ireland and Japan.

In 1988-89 there are 26 academic staff in posts and a further 5 have been appointed and will take up their posts before the end of the teaching year (3 Associate Professors and 2 Lecturers/Senior Lecturers). Following the graduation of the School's first group of students in 1988 the staff has increased by 3 Staff Development Fellows and 2 House Surgeons who assist with clinical work.

#### 6. Student Intake

Although the quota of students is 30 per year in the early years the numbers were reduced, to 13-19 due

to lack of accommodation in temporary premises and secondly to a small pool of applicants because of the unfamiliarity of Zambians with the Veterinary Profession. However, with the availability of the purpose-built School and the implementation of a publicity campaign the pool of applicants is increasing to match the facilities available and 27 students were enrolled in 2nd year in 1989.

#### 7. Postgraduate Training

##### a. Overseas

Three SDF positions are for postgraduate training and of these 2 will shortly leave for UK to take Masters Degree and the third will go for a Ph.D. to Japan under a Monbusho scholarship. Hopefully these figures will be repeated for at least the next few years. One member of the academic staff (Zambian) is already doing Ph.D. in Japan and another is in Ph.D. programme in U.S.A. while 2 Senior Technicians are in Europe taking degree level qualifications and another leaves in 1989, this with a view to eventual appointment at Chief Technician level. Two other technicians have received short-term training in Japan and 2 more will leave in 1989-90.

##### b. In Zambia

A programme is being developed within the School for a Master of Veterinary Medicine degree in Ruminant Medicine by coursework and dissertation over 2 years. The courses are in Clinical Parasitology, Clinical Pathology, Clinical Microbiology and Reproduction lasting one academic year, and this is followed by a research project and dissertation presented at the end of the second year. It is hoped to offer those degree in 1989-90 for the first time, and it is envisaged that short-term teaching visits will be used to supplement local staff in both coursework and research project supervision. The degree is intended for future members of staff as initial postgraduate training, and as advanced training for regional government veterinary officers.

### Support from International Agencies

In addition to providing the cost of the School buildings and equipment the Japanese international Cooperation Agency (JICA) is providing number of teachers and technicians on both contract and short-term assignments. It is also assisting with the training of staff and providing substantial funds

for annual recurrent expenditure. The Irish Department of Foreign Affairs through the agency of Higher Education for Development Cooperation (HEDCO) has assisted in all these areas for a 5 year period from 1984-89, and similar assistance continues to be provided by U.K. through ODA and British Council. West Germany, Belgium, Denmark and Sweden also

assist with the provision of staff, and similar links are being developed for cooperative research programmes.

*Further particulars may be obtained from*

**Professor R.J. Thomas**

Dean, School of Veterinary Medicine  
University of Zambia, P.O.Box 3279  
LUSAKA, Zambia

---

## NEWS FROM TANZANIA

### 7th TANZANIA VETERINARY ASSOCIATION SCIENTIFIC CONFERENCE

The Tanzania Veterinary Association is to hold its 7th Scientific Conference at Arusha International Conference Centre from 5th to 7th December, 1989.

The theme of the conference shall be "The Role of the Livestock Industry in Economic Recovery Programme". This theme has been chosen so as to highlight the role played by the livestock industry in the economic recovery programmes of third world countries. A number of countries within and outside the SADCC region, International Research Organisation, Pharmaceutical Companies etc are expected to attend. Professional exhibitions are expected to be mounted by various agencies.

---

## ZIMBABWE VETERINARY ASSOCIATION

### DISEASE CONTROL STATUS

---

The role of the Veterinarian in Zimbabwe began in the 1890's with the establishment of the Government service -this role having expanded steadily to the present where there is a well established infrastructure for the prevention and control of diseases. The general disease situation in Zimbabwe at present is stable, with no major outbreaks occurring. The diseases of major concern are as follows;

**1. Foot and Mouth Disease.** The stringent regulations imposed by the EEC for export of beef to the Community make this the primary target for control. The last incidence of the disease was in 1987, when two small outbreaks were quickly controlled. Over 3500 km of fencing and strict control over animal movement are two of the measures employed by government to prevent further outbreaks.

**2. Trypanosomiasis.** Numerous projects are in operation to eliminate this disease.

**3. Rabies.** By virtue of the danger to the human population, this disease has always been a priority. Over 500,000 vaccinations were carried out in 1988.

**4. Enzootic Bovine Leucosis.** This disease has been recently found in the country, having been brought in with two imported dairy cows. This incidence should act as a warning to all countries to ensure that all import regulations are very strictly adhered to.

**5. Tick - borne diseases and dipping strategy.** The dipping policy is being revised, changing from a rigid, weekly dipping policy almost throughout the year, to a less frequent, strategic, dipping policy.

**6. Newcastle disease.** An outbreak occurred in 1986, having been brought

in via infected chickens from Mozambique. This incidence threatened the enormous poultry industry, and should serve as a warning against complacency in disease control. Other diseases which occur in sporadic form, but which do not pose great threat are as follows; Lumpy Skin Disease, Rift Valley Fever, Brucellosis, Blue Tongue, African Horse Sickness, Anthrax

**The following diseases have been eradicated from Zimbabwe;** Rinderpest, East Coast Fever, Contagious Bovine Pleuropneumonia, Tuberculosis -the last single case was found in 1984.

### VETERINARY SERVICES

The control of all these diseases is the responsibility of the following sectors of the Veterinary Profession in Zimbabwe viz.

**A. Government Veterinary Service.**

This service is divided into four branches;

**1. Field Service.** Spread throughout the country, they are responsible for monitoring the disease status and for dispensing advice to farmers, as well as being responsible for the government-sponsored dipping service in the communal areas, running some 1100 dips throughout the country. In addition, they are responsible for the newly completed Animal Management and Health Centres, numbering 250, staffed by Veterinary extension Assistants. These centres, in the communal areas, are the first steps to increased veterinary input to the communal areas which have vast potential for livestock production.

**2. Research Branch.** Responsible for all disease research as well as providing a diagnostic service to the field service and the private practitioners. This is centred in the Research Laboratory in Harare.

**3. Meat Hygiene Branch.** Responsible for all meat inspections and general hygiene at the five government abattoirs.

**4. Tsetse and Trypanosomiasis Control Branch.** Responsible for the control and elimination of trypanosomiasis.

**B. Private Veterinary Practice**

There are some 43 private practitioners in Zimbabwe distributed amongst 25 practices, situated in the main urban centres. They are responsible for a

wide range of services, from small animal surgery to embryo transfer in cattle and goats.

**C. University of Zimbabwe - Veterinary Faculty.** This was established in 1982 to provide veterinary graduates as well as engaging in research and also providing a referral service to private practitioners.

The Veterinary Profession in Zimbabwe is controlled by the Council of Veterinary Surgeons, a statutory body, established by the Veterinary Surgeons Act of 1961. The Council is responsible for registration of all veterinarians, either by direct recognition of certain degrees or by requiring an examination to be passed, this being set by a committee and based on the standard of the local degree.

*Paper prepared by Dr. C. Waghorn, President, ZVA for presentation at CVA Regional Conference, Nairobi, 19 April 1989. Paper was not presented due to cancellation of the Conference*

## WEST AFRICA

### NEWS FROM GHANA

The Annual General Body Meeting of the Ghana Veterinary Association was held in October 1988 and a new Executive Committee elected.

#### DR. B.N. TOURAY VISITS GHANA & SIERRA LEONE.

Dr. B.N. Touray, Vice President, Commonwealth Veterinary Association & Regional Representative, West Africa and Council Member, Gambia, visited Ghana and Sierra Leone and had discussions with the Office Bearers of the two Associations regarding activities within the region.



Dr. B.N. Touray



CVA Patron His Excellency Sir Dawda Jawara, President Republic of The Gambia (centre) with Dr. B.N. Touray (left) and Dr. J.T. Blackburn (right) during Sir Dawda's visit to London in early 1989

### NEWS FROM NIGERIA

A Pan African Veterinary Congress was scheduled to be held from 30th Oct to 2nd Nov '89 at Ikeda Lagos, Nigeria. Information on this is awaited and will be published in the next issue of CVA News.

# UK MEDITERRANEAN



## NEW REGIONAL REPRESENTATIVE OF U.K. MEDITERRANEAN

**Alastair Mews, BVM & S, Dip. Biol, M.Sc. MRCVS**

Alastair Mews graduated from the Royal (Dick) School of Veterinary Studies in Edinburgh in 1962 and after about a year in general practice fulfilled a long held dream and spent 9 months traveling through Africa from Capetown to Kenya. Following that he was "hooked" and after completing a post-graduate diploma in 1965 he spent the next 15 years or so doing research in tropical entomology in Edinburgh, Vienna and Bristol. The majority of the time was spent looking at the tsetse fly and in the process he successfully developed a technique for *in vitro* feeding of the fly.

Whilst collecting blood at various slaughterhouses in order to satisfy the voracious appetite of the flies he became interested in the transport and slaughter of livestock and since 1981 he has specialised in those subjects. He became Assistant Chief Veterinary Officer of the Royal Society for the Prevention of Cruelty to Animals in 1984. He has travelled extensively in number of parts of the world but his first love has always been Africa which he has visited many times. He has maintained his interest in the developing world and was, for a number of years, Veterinary Adviser to the Intermediate Technology Development Group (ITDG) Agriculture Panel.

## VETS FOR THE WORLD (VETAID)

### A New Initiative in Veterinary Development

VETAID is a new British charity which has been set up to provide small scale farmers in developing countries with a basic animal health care service. It believes that livestock are vital to the survival of many of the rural poor in these countries and that animal disease presents a real threat to peoples livelihoods.

The organisation was established by three vets studying at the Centre for Tropical Veterinary Medicine in Edinburgh. VETAID now has seven vets as Trustees all of whom have previous overseas experience.

VETAID intends to co-operate closely with local government veterinary services. It will concentrate on working in areas where no existing veterinary services are available. While VETAID will send out British experts to run its projects, the aim is always to hand

these projects over to local staff at the earliest opportunity.

VETAID projects incorporate the following important principles:

- maximum use of local resources in order to create self sustainable systems and minimise external inputs (for example to grow fodder banks for draught oxen rather than buy diesel for tractors)

- utilisation of appropriate technology relevant to the particular social, economic and environmental conditions of each project (for example the use of traditional medicines and remedies)

- training farmers to use local resources and thus minimising their dependence on external support (for example training para-vets within the community in primary animal health care).

While the main emphasis of VETAID's work is in the field of animal produc-

tion and health, there will also be a wider perspective. This includes the promotion of alternative sources of fodder, limiting the environmental damage caused by overstocking and controlling zoonotic diseases.

The organisation has already been involved in a number of overseas activities. These have included recruiting a Somali vet to work on an OXFAM para-vet project in the Sudan and a British vet to carry out Rinderpest vaccination in Southern Sudan with Community Aid Abroad.

We are now in the process of setting up three new overseas projects. In Mozambique, VETAID has been asked to train local para-vets in basic veterinary care and vaccination techniques. At present epidemics of Newcastle disease are killing over 80% of the local chickens. Therefore, as part



## ANTIBIOTIC FOR POULTRY

In a press release from the British High Commission it is stated that an antibiotic for the effective control of microbial infections such as salmonella in poultry is available from Vetmark Services. Their product Menorek, they state is a fluoro-piperazinyl quinolone developed in association with Cambridge University which it is claimed, kills microbial cell nucleus and incorporates its own antiresistance factors to prevent the build-up of resistance to the antibiotic.

It is also stated, at very low concentrations, the antibiotic can attack and destroy all the key bacteria and mycoplasmas of

birds, for example claiming it can attack a mixed infection like *E. coli* and *Mycoplasma gallisepticum*, killing both. They also state that although it will not cure disease caused by viral microbes, it can reduce or stop the secondary bacterial mycoplasmas often present at the same time.

The product is available in liquid or powder form, claimed to be palatable, to be administered in the bird's drinking water and said to be easily absorbed from the gut even when food is present.

of this programme VETAID hopes to set up a Newcastle disease vaccination campaign using the new V4 vaccine. In Pakistan, VETAID has been asked to run a para-vet training scheme for Afghan refugees. For some time there has been no veterinary control of livestock diseases in the rural areas of Afghanistan. These refugees should therefore be able to help by providing a basic veterinary service on return to their own communities.

In India, VETAID has been asked to fund a scheme to provide landless families with milch buffalo. These buffaloes will present an important income generator for the families and will help them to improve their standard of living. In addition, VETAID will send out an agricultural nutritionist to investigate new sources of fodder for the buffalo such as the use of *Leucaena* trees.

VETAID has also been involved in setting up a European association of veterinary development groups called VSF EUROPA. This has enabled better co-operation between the respective groups including running joint projects, common recruitment and technical assistance. VSF EUROPA has already run projects in a number of countries including Guatemala, Afghanistan, Mali and Niger.

VSF EUROPA includes the following groups:

- VETAID (UK)
- Veterinaires Sans Frontieres (France)
- Veterinaires Sans Frontieres (Switzerland)
- Veterinaires Sans Frontieres (Belgium)
- Veterinario del Mundo (Spain)

- Diergeneeskunde In Ontwikkelingssamenwerking (Holland)

VETAID takes an active role in promoting public awareness in the UK of development issues. As part of this work, VETAID has been involved in giving talks at major veterinary congresses, veterinary schools and to the general public. Veterinary surgeries are also being encouraged to display our publicity material in their waiting rooms.

VETAID has received considerable coverage in the national and veterinary press. In addition, 12,000 leaflets have been distributed to vets in the UK at no charge by VETAID. Three videos have been produced in conjunction with Veterinaires Sans Frontieres on veterinary development.

We would like to hear from veterinary surgeons in the

Commonwealth about ways in which VETAID could be of assistance in their countries. We would also be happy to provide information on aspects such as Newcastle disease vaccination, para-vet training etc. Finally any veterinary surgeon who might be interested in working for us or would like to become a Supporter should contact our Edinburgh office.

**Nick Short** BVSc MSc MRCVS  
(President)

Address:  
**The Secretary  
Vets for the world  
Centre for Tropical  
Veterinary Medicine  
Easter Bush,  
MIDLOTHIAN EH 25 9RG  
SCOTLAND**

Phone Number: 031-445-2001  
TELEX Number: 727442  
(UNIVED G)  
Fax Number: 031-445-5099

## BOVINE SPONGIFORM ENCEPHALOPATHY AFFECTS EATING HABITS IN UK

Leading experts in animal disease in the UK have admitted to changing their eating habits, according to the Times, London (20 May 1989). They have stopped eating sausages and pies that may contain brains, spleen, lymph nodes and spinal cords of cattle. The public concern is caused by the occurrence of bovine spongiform encephalopathy in the UK and Ireland (AVA News in The Australian Veterinary Journal, 10 March 1989), the cause of which, probably a virus, can survive cooking temperatures and normal chemical agents.

There is no evidence that bovine spongiform encephalopathy can cause human disease. The special report commissioned by the UK Government assessed the risk of human infection to be remote. The editorial in the Times concluded that if the Government does not wish to ban the use in food of potentially infected organs, butchers and other food retailers ought to see the benefits in doing so of their own accord. In Australia, spleen and spinal cord should not find their way into sausages, pies and other small goods. Furthermore scrapie and bovine spongiform encephalopathy do not occur in Australia.

AK Sutherland  
Australian Vet. Journal, 7 July 1989

## RHONE-POULENC £ 3M TRYPANOCIDE PLANT OPENED

Rhone-Poulenc's new £3 million trypanocide plant was opened by Dr Machivenyika Mapuranga, Assistant Secretary General of the Organization of African Unity, at the company's Dagenham headquarters on May 27 1989.

The new facility will manufacture the active ingredients for Samorin and Trypamidium, the most widely used products for prophylaxis in cattle, and

for the treatment product Novidium. It represents a major investment in the UK by the Rhone-Poulenc group via the Health Care Division on behalf of RMB Animals Health and Rhone-Merieux.

Trypanosomiasis, or sleeping sickness, is a parasitic infection resulting from the tsetse fly vector which still infests some 37% of the African continent. Non-tsetse transmitted trypano-

somiasis is prevalent in other areas of the world. As such, it continues to pose a serious threat to livestock development and its control is vital in maintaining the equilibrium in the socio-economic structures of these areas. The production of these drugs at Dagenham, which have been extensively used and tested in the field, provides a major line of defence against, and control of, the disease.

Speaking at the opening, Rhone-Poulenc chairman Dr Keith Humphreys said that a concerted campaign to reduce the incidence of trypanosomiasis was required. "We recognise that the successful control of trypanosomiasis requires more than simply the use of effective medicines and we believe in providing full support for our products in the field," he said. "The technical presence there by both Rhone-Merieux and RMB, together with their active participation in major conferences on this subject, is internationally recognised." Dr Humphreys also warned against cheap imitations of Rhone-Poulenc products which contain no active ingredients.



Dr. Machivenyika T. Mapuranga, Assistant Secretary General, Organization of African Unity, inaugurating the Trypanocide Plant on 27th May 1989 at Dagenham, England. Dr. K.W. Humphreys, Chairman & Managing Director, RPL Ltd. looks on



RMB Visit 10 August 1989

l to r Dr. R.G. Golding, Senior Process Chemist, P. Evans, Zone Manager Africa, Dr. P.R. Barrowman, Technical Services Manager, Africa, Dr. D. Mc Baines, Managing Director, E.W. Crouch, International Trypanocide Manager Dr. J.T. Blackburn, President, CVA, R.G. Bartlett, Zone Manager, Indian Sub-Continent, M.C. Long, Zone Manager, Canada, Caribbean, Australia and South Africa

Furthermore, he pointed out that Rhone-Poulenc group strategy involves liaison with governments and international donor organizations to assist in the preparation of effective disease control programmes. These will improve livestock production and help alleviate food shortages in areas where they are an endemic problem. Many of the guests at the May 27 ceremony had travelled from Africa to attend, following the annual meeting in Paris of the International Office of Epizootics conference which meets to review and discuss diseases and their control programmes. A large number of Embassies and High Commissions in the UK were represented at the opening as well as a body of the world's leading vets and other international disease experts.



For further information, please contact:

Alan Riley or Sarah Manwaring-White  
Roger Haywood Associates,  
7 Eccleston Street,  
London SW1W 9LX (01) 823 4125

Members of the Commonwealth Veterinary Association in various parts of the Commonwealth will be well aware that Rhone May and Baker and RMB Animal Health Limited (formally May and Baker to many of our colleagues) have always given this Association their support.

When the new trypanocide plant mentioned above was opened on 27 May the President, J.T. Blackburn was invited to attend the ceremony but unfortunately was unable to attend.

Some of our friends at RMB were disappointed at this and invited the President to a meeting and lunch at Dagenham where he was able to have discussions with the various Zone Managers photographed above and also was given the opportunity to describe the work of the Commonwealth Veterinary Association. The President had a personal tour of the new trypanocide plant and at the end of his visit the President thanked the Managing Director for this personal visit arranged and for the continued interest of RMB in Commonwealth Veterinary Association affairs.

**Editor's remarks :**

*This is not the first time that RMB have taken good care of our President. I*

*have it on very reliable information that a couple of years ago when our President visited the Tanzania Veterinary Association Annual Conference in Arusha, due to some lack of foresight he found himself without funds and who came to his rescue, naturally May and Baker East Africa. More recently the President visited a conference in Bangalore and arriving at Bombay in the very early hours of the morning with his young daughter who was accompanying him on the visit, who arrived at the airport to whisk him away to a comfortable hotel for a shower and meal before sending him on his way to Bangalore, a May and Baker representative, naturally. Long may this close association between our President and his friends in that company continue.*

## Britain's Royal Veterinary College will Celebrate its Bicentenary

For nearly 200 years it has trained veterinary surgeons and sent them out to all corners of the world to care for animals. This basic aim remains constant, although the college has seen many changes.

At the end of the 18th century, when the college was founded, veterinary medicine was in its infancy. There were a few veterinary schools in continental Europe but Britain had none. However, in those days, horses were vitally important and there was growing concern among farmers that not enough was known about caring for them when they were ill or injured. So in 1785 a group of farmers got together to discuss ways of encouraging the study of what was then called "scientific farriery". They decided to raise money to send a number of Englishmen to study in France.

A little later, a French scientist called Charles Vial St Bel, who had taught at the Lyons veterinary school, went to England and began talking of founding a new school. Scientists resolved to set up a college in London, and when the farmers heard this they gave up their own scheme and threw their support behind the new venture. In 1791, what was then called **The London Veterinary college** came into existence.

The original buildings were erected in Camden Town, north London, on one of the two sites the college occupies to this day. But the 14 students who took the first two-year

course would find little in common with the lifestyle and academic studies of their modern counterparts. In those days they were all men: few women were given more than a basic education and fewer still were encouraged to take an interest in science. Now, approximately half of these students are women and the college also offers training for veterinary nurses. Post-graduate MSc courses in animal health and laboratory animal science are available and are particularly popular with overseas students.

There are now major rebuilding works going on. In 1982 it set up a registered charity called the Animal Care Trust in order to be able to fund all the facilities it needs. In June 1986 the Princess Royal opened the new Sefton surgical wing, named after the Household Cavalry horse that survived terrible injuries in a terrorist incident in London's Hyde Park in 1982. The operating theatre in this new wing is one of the best in Europe.

When finished and fully functional the new hospital will have three operating theatres as well as diagnostic rooms, X-ray facilities and a recovery room. There will also be wards for animals recuperating after surgery, consulting rooms, a pharmacy where owners can collect prescriptions, and a seminar room for student lectures. At present, existing facilities mean that some 5000 small pets a year can be treated. With more funds, that number could double.

- **Vetscript, June 1989**

## GENERAL ARTICLES

### WHAT ARE SUB-UNIT VACCINES ?

A new generation of vaccines are making their debut on the animal health scene, presenting veterinarians with benefits derived from the most recent advances in vaccine technology and immunological research.

Among the first on the market are viral sub-unit vaccines—**vaccines which contain only the immunising portion of a virus**, leaving out those fractions which may cause hypersensitivity reactions.

The advantages of this type of a vaccine over conventional vaccines are obvious. Safety is the principal feature. There is no risk of residual pathogenicity or excretion of virus as the vaccine is not alive. Since the allergenic fractions are absent, hypersensitivity reactions are not a problem.

The approach adopted in developing the first ever sub-unit vaccine for veterinary use, a feline respiratory disease vaccine produced by Rhone Merieux, illustrates the logic behind viral sub-unit vaccines.

The disadvantages of the traditional vaccines available for protection against feline respiratory disease were examined.

Live attenuated vaccines still retain some pathogenicity. Even when given systemically they can cause clinical infection if the vaccine inadvertently reaches the cat's nose or mouth during vaccination procedures. Intranasal vaccines for cats are difficult to administer and frequently cause signs of respiratory disease.

While lacking these disadvantages, inactivated vaccines still carry the risk of allergic reactions in animals sensitised by previous exposure or vaccination. Investigations into allergic reactions suggested that the herpes virus component of the vaccine was responsible.

An inactivated herpes virus vaccine, free from hypersensitivity reactions, would overcome the problems associated with conventional vaccines.

The steps in the quest for a new vaccine were firstly to identify and isolate the components of the herpes virus; secondly to establish which fractions had hypersensitising properties and which were immunogenic; and thirdly, providing the sensitising and immunogenic fractions were different, to develop an industrial process for manufacture of a vaccine containing only the immunogenic fraction of the herpes virus.

Researchers purified the virus and identified three fractions: a **lipid** fraction containing tegument and lipid envelope, a **hydrosoluble** fraction made up of the outer glycoprotein envelope, and the **nucleocapsid** containing the genetic core and proteins of the capsid.

When the scientists tested each fraction intradermally in cats recovering from a herpesvirus challenge, only the hydrosoluble glycoprotein fraction did not cause a reaction.

CLASSICAL INACTIVATED VACCINE IN OILY ADJUVANT



SUB-UNIT INACTIVATED VACCINE IN OILY ADJUVANT



The immunogenic capabilities of each fraction was evaluated by measuring the protection against virulent challenge, and by titration of serum neutralising antibodies.

While the glycoprotein fraction gave best protection against challenge, it induced the lowest antibody levels. The serological response therefore did not reflect the degree of protection. Much of the immunity stimulated by the vaccine is of the cell mediated type, demonstrated by the macrophage inhibition test.

Thus the hydrosoluble fraction of the virus, containing glycoproteins, stimulates immunity without inducing allergic reactions.

The herpes glycoprotein sub-units were then combined with an established inactivated and purified calicivirus strain. With the addition of an oil-emulsion adjuvant, the vaccine was subjected to rigorous safety and efficacy tests.

Rhone Merieux had succeeded in producing the first sub-unit vaccine available to the veterinary profession. Called FELINIFFA RC, it was soon joined by sub-unit vaccines against IBR (IBEPUR) and Aujeszky's disease (GES-KYPUR).

Veterinarians will appreciate the safety of these sub-unit vaccines. The risks associated with live vaccines, and the danger of hypersensitivity reactions are absent. At the same time users can be confident that sub-unit vaccines are just as efficacious as conventional vaccines.

The future is likely to see an increase in the range of sub-unit vaccines available to the veterinary profession. The viral sub-units of the vaccines mentioned above are separated and purified from virus grown in cell culture. A further advance in this field is the use of genetic engineering to produce the immunogens. Once isolated and cloned, the gene for the viral immunogen can be inserted into the genome of suitable bacteria, yeast or other viruses whose cultures will yield the sub-unit immunogens. Add to this the prospect of using non-pathogenic live bacteria or viruses as vectors for the genes for immunogens, and it is apparent that we are on the brink of exciting developments in disease control.

- VETSCRIPT, Aug 89

## BOVINE SPONGIFORM ENCEPHALOPATHY (BSE) - A NEW DISEASE

Veterinarians in Australia should be aware that a new, slowly progressive neurological disorder of adult cattle has been recognised in the UK. It was first diagnosed in November 1986.

Previously healthy cattle, in good body condition, became apprehensive, hyperaesthetic and mildly ataxic. Degenerative lesions are subsequently found in the brains of these animals and the condition was called bovine spongiform encephalopathy (BSE). BSE has not been reported in any other country.

Subsequently, further cases were found in the UK and the growing incidence prompted a detailed epidemiological investigation which has confirmed that BSE is a new disease.

BSE has been seen only in animals more than 2 years of age. The onset is insidious but signs worsen over a period of 1-6 months and it is invariably fatal. Most cases have occurred in Friesian/Holstein breeds in dairy cows and the greatest concentration of cases is in the south of England. The disease is rare in bulls although, given that bulls represent only a very small proportion of the dairy population, this is not surprising. No association has been found with stage of pregnancy, lactation or season.

The aetiology of BSE remains unclear. It was not introduced to the UK via the importation of cattle or semen. No association has been found with the use of therapeutic or agricultural chemicals and specific genetic analyses have precluded BSE being due exclusively to a simple Mendelian mode of inheritance. Nor is there evidence of spread by direct or indirect transmission on affected farms. Circumstantial evidence suggests that a scrapie-like agent in meat and bone meal; which was included in proprietary cattle feedstuffs, may be the cause. Concentrates were fed to all cases for which accurate records were available.

The presenting signs are variable, but in the majority of cases include behavioral disorders, gait and postural abnormalities, paresis and loss of body weight. The history usually begins with altered behaviour and temperament including apprehension, anxiety and fear. Behavioural changes vary from case to case - some cows may paw the ground or continuously lick their nostrils; commonly there is increased reaction to stimuli such as sound and touch; some animals become aggressive. A swaying gait, sometimes with high stepping may occur; kicking and falling are also common.

Progressive deterioration occurs with reduced milk yield, loss of condition and weakness. Slaughter of affected animals frequently be-

comes necessary because of unmanageable behaviour, trauma from repeated falling and prolonged recumbency.

Body temperature remains normal. The initial clinical signs are suggestive of hypomagnesaemia or nervous ketosis but the insidious onset, lack of response to treatment and the chronic nature distinguish BSE from these two conditions. The slow progression of clinical signs contrasts with the symptoms of more acute nervous disorders such as listeriosis. Confirmation of the disease can be made only by histopathological examination of the brain.

Bilaterally symmetrical degenerative changes are seen in certain brain stem grey matter locations. Fibrils, known as scrapie associated fibrils (SAFs), have been found in brain extracts from affected but not from normal cattle. Molecular studies of these fibrils and production of clinical signs in laboratory mice during transmission tests support the view that BSE is a form of scrapie which has entered the cattle population through the feeding of rations containing offal and carcase material from infected sheep.

It has been suggested that exposure commenced in 1981/82 and that the majority of animals were infected as calves. It has not been possible at this stage to determine whether maternal transmission is a feature of scrapie infection in sheep.

In June 1988 BSE was declared a notifiable disease by the United Kingdom Ministry of Agriculture under a statutory order. Under the order, feeding of rations containing animal protein of ruminant origin to cattle was suspended.

Australia suspended importations of bovine genetic material from the UK in June 1988. Traceback of importations undertaken from the UK since 1983 has shown that 50 head of live cattle (including two dairy animals) and relatively small quantities of semen (dairy and beef breeds) and embryos (predominantly beef breeds) have been imported. Cattle resident in the Republic of Ireland at any time since 1 January 1982 and their progeny are now also not eligible as live animals or as donors of semen or embryos for import to Australia.

The risks of BSE appearing in Australia would seem to be small. However, given the long incubation period, the uncertainty concerning vertical transmission and the possibility of illegal imports it is important for veterinarians to be aware of this new disease. Any suspicious cases should be reported to State animal health authorities.

(From Exotic Diseases Bulletin December 1988, Bureau of Rural Resources)

Australian Vet Journal, Mar 1989

### BOVINE BLOOD TRANSFUSION

Sometime in the next decade, nurses preparing patients for routine surgery may draw out a few pints of blood and replace it with something the laws of nature would seem to forbid: Cow's blood. Cow's blood - actually just the Oxygen carrying part of it - is one of several substances under development by biotechnology firms seeking a safe, clean and maybe even superior substitute for what flows through human veins. Doctors at Massachusetts General Hospital in Boston plan to begin experiments this autumn on healthy human volunteers to see if bovine blood transfusions are safe. Extensive human testing will be necessary to overcome skepticism about mixing blood between the species. "Everybody says you can't give cow's blood to a human just like you can't give some people's blood to other people," said Carl Rausch, head of Biopure, a Boston-based company working on the project. But there are exceptions.

## ABSTRACTS

### Rectal palpation and bovine leukosis virus transmission

As little as 0.001 ml blood from animals infected with bovine leukosis virus (BLV) can transmit the infection. For this reason gouge dehorners, ear tattooing instruments and needles should be disinfected after use on each animal.

During routine rectal palpation for pregnancy diagnosis or artificial insemination rectal bleeding can occasionally result in the gloved hand being smeared with a trace of blood. Hopkins et al (1988) have confirmed experimentally that BLV may be transmitted by routine rectal palpation due to the transfer of infected blood from an obstetrical glove to the rectal mucosa. Many dairy herds in Queensland Australia are actively participating in the enzootic bovine leucosis (EBL) accreditation scheme.

The disease is being controlled for reasons of marketing rather than for reasons of direct losses attributable to the disease. However, the cost of an accreditation program to individual producers due to accelerated culling and veterinary fees can be significant.

A veterinarian must take every precaution not to spread BLV by actions during farm visits. In light of the work of Hopkins and his co-workers this may mean stocking up on disposable obstetrical gloves.

Hopkins SG, Evermann JFD, Giacomo RF, Parish SM, Ferrer JF, Smith S and Bangert RL(1977) - Experimental transmission of bovine leukosis virus by simulated rectal palpation, *Vet Rec* 122: 389-391.

### The high cost of Kangaroo damage

Grey and Red kangaroos, benefiting from European colonisation of the interior, have reached pest proportions in many areas. In other places rare macropod species are threatened with extinction following habitat destruction and uncontrolled shooting.

Macropods can be damaging. From a comprehensive survey of landholders' perceptions of kangaroo damage-conducted by Ms Lucinda Gibson and Mr Mike Young, of the CSIRO Division of Wildlife and Ecology, Australia - it appears that during the 1984-85 financial year kangaroos cost \$113 million in damage and lost production in the mainland areas where kangaroos are commercially shot. This represents about 3% of gross value of agricultural production where commercial shooting of kangaroos occurs.

The survey, funded by the Australian National parks and Wildlife Service, reveals that most landholders surveyed believed that:

\* Kangaroos and blowflies were the worst farm pests, ranked ahead of rabbits, dingoes, emus, pigs, and goats.

\* Kangaroos reduced the livestock-carrying capacity of their farms by up to 10%

\* In some areas kangaroos drank more than 25% of water carted or pumped for livestock during periods of water shortage. In some cases landholders had to sell livestock that could have been kept if fewer kangaroos had been competing for water.

\* Kangaroos damaged fencing on most farms and were responsible for between 30% and 70% of fencing maintenance costs on these farms.

\* Kangaroos made spelling of paddocks counter-productive, as they congregated on destocked areas.

\* Kangaroos damaged between 6% and 17% of the wheat crop sown in 1984-85 in the areas surveyed.

*Australian Vet. Journal*, Mar 89

### FAT MALASSIMILATION IN THREE CATS

Three cats were thin despite eating well. Steatorrhoea was confirmed in each by 72-hour fat assimilation tests. Fat digestibility in all 3 increased twofold when the diet was supplemented with pancreatic enzymes, suggesting the possibility of exocrine pancreatic insufficiency. However, examination of stained faecal smears gave evidence of both maldigestion and malabsorption of fat, without maldigestion of starch, and only one case had indications of protein maldigestion. In the latter cat, fat digestibility normalised with pancreatic enzyme supplementation and exocrine pancreatic insufficiency was considered likely. However, at post-mortem examination enteropathy and pancreatitis, but not exocrine pancreatic insufficiency, were found. The cause of fat malassimilation in these cats was unknown. The evaluation of malassimilation in cats is difficult because investigative tests used in other species are either unsuitable or have not been evaluated in cats.

- A Nicholson A D J Watson and J R Mercer *Australian Vet. Journal* Vol 66, Pg 110, 1989



#### SIR DAWDA HEADS ECOWAS

Sir Dawda Jawara, President of The Gambia and Patron of Commonwealth Veterinary Association has been elected as Chairman of the sixteen member nations organisation of the Economic Community of West African States.

### Office International des Epizooties

The 56th General Session of the Office International des Epizooties was held in May 1988 in Paris. Delegations from 89 member countries participated.

Disease status in various countries was discussed. There have been important changes all over the world. Swine vesicular disease has been reported from Hong Kong and incidence of Rinderpest has declined in Africa but occurred in Sri Lanka for the first time since 1987.

Clinical Bluetongue was reported in Canada where it had not been observed since 1976 and in Malaysia it was reported for the first time in 1987.

Sheep pox and Goat pox were reported in Egypt, Iraq and Greece, on the Island of Lesbos.

Hog cholera occurred in Great Britain after an absence of 15 years, and in Luxembourg.

### Malaysia declared free from FMD

Malaysia has been declared free from the dreaded Foot and Mouth disease. No outbreak of the disease has been reported in the country since October 1986.

It has been possible to eradicate the disease by adopting various control measures including mass vaccination, movement control and surveillance.

Since 1987 vaccination has not been carried out except in those areas bordering Thailand since they act as a buffer zone. In other places however vaccination is prohibited.

### Control of trichinella

Foss Electric a Danish company is marketing an automatic device to detect (*Trichinella spiralis*) in pork. The Trichomatic 35 can be used to test 1 gramme samples of meat from 35 pigs in a single operation. Within ten minutes, any trichinae present in the samples will accumulate on a special membrane, ready for examination by a microscope.

### Vets graduate from Israel

Twenty veterinarians recently graduated from Israel's new and only veterinary school. They are the first veterinarians to be trained in an Israeli school. The veterinarians from the Hebrew University's Koret School of veterinary medicine will start working with the 560 veterinary doctors currently employed in Israel.

### Swiss aid for goat project

Switzerland will contribute \$ M 0.6 for goat development and fodder production in Rajasthan, India.

The Swiss aid will be utilised for goat breeding, goat husbandry and nutrition, animal health and land resource utilization, and formulating guidelines for goat development policy. The project will have its base at Ramsar farm in Ajmer district and the extension region in the demarcated areas of the Sirohi breeding tract in 7 districts of Ajmer, Bhilwara, Sirohi, Udaipur, Dungarpur, Chittorgarh and Banswara.

An agreement to this effect had been signed in the first week of September by the Ambassador of Switzerland Mr. Jean-Pierre Zehinder and Mr. Bhure Lal, Joint Secretary in the Ministry of Finance.

### Zimbabwe controls FMD

Zimbabwe's veterinary services department (VSD) is confident that the outbreak of Foot and Mouth disease would be eliminated. The dreaded disease made its appearance in the country during the month of April, and the virus was still active on farms in the Ruwa and Beatrice areas close to Harare at the beginning of September. The VSD staff is continuing to use a vaccine which is effective against all three types of FMD. Two million vaccine doses for the strain identified are intended to be ready for use by the end of September. This vaccine is produced by the Botswana veterinary institute.

# NEW PUBLICATIONS

## AWARDS FOR COMMONWEALTH UNIVERSITY ACADEMIC STAFF 1988-90

Fellowships, visiting professorships, grants etc open to university academic staff in a Commonwealth country who wish to carry out research, make study visits, or teach for a while at a university in another Commonwealth country.

### Eighth edition

The Association of Commonwealth Universities  
John Foster House, 36 Gordon Square,  
London England WC1H 0PF. Price : £ 12.50

NEARLY SEVEN HUNDRED award schemes open to the staff of universities in Commonwealth countries are listed in a completely revised new edition of a unique guide.

The 228-page handbook provides basic information about sources of financial aid for academic staff who wish to undertake research, make study visits, or teach for a time in a Commonwealth country other than that in which they live. It lists fellowships, visiting professorships and lectureships, travel grants, etc, and covers all fields of study in which there are university facilities.

Appendices contain brief notes on: (a) awards tenable at certain non-university institutions; (b) organisations (such as the ACU, UNESCO and the overseas offices of some Commonwealth Universities) which provide appointments services or recruit consultants or experts; (c) some forms of financial help (not covered elsewhere in the book) for Commonwealth universities, e.g. in respect of interdepartmental links, local training programmes; and (d) some published guides to foundations and trusts. This edition contains a new subject index as well as an index to award titles.

The handbook is a companion to *Grants for study Visits by University Administrators and Librarians* (£3.50), *Scholarships Guide for Commonwealth Postgraduate Students* (£11.50) and *Financial Aid for First Degree study at Commonwealth Universities* (£3.50).

Standing orders can be accepted from those wishing to have a copy of each future edition sent to them immediately on publication without further re-ordering

## ONE VOICE

### A HISTORY OF THE CANADIAN VETERINARY MEDICAL ASSOCIATION

C.A.V. Barker and T.A. Crowley

The title of this book echoes the sentiments of Dr. Wallace R. Gunn, Livestock Commissioner for the British Columbia Department of Agriculture in 1949 who in a letter of August 24th to the secretary-treasurer of the newly chartered Canadian Veterinary Medical Association said the C.V.M.A. should provide "one voice for Canadian veterinarians, and of course the bigger the voice the more influence it has." One Voice is a collaborative effort by an academic veterinarian and a professional historian revealing the conflicts that have surfaced since 1876 in founding a national veterinary association in Canada. It examines national licensures;

bilingualism; relations with agriculture; drugs; hospitals and clinics; animal welfare issues; provincialism; educational standards at the country's veterinary colleges; veterinarians in war and peace; and the advent of women in the profession. It brings to life many of the key people in Canadian veterinary history who have tried to create "one voice" within the profession. Included are the biographies of over 200 veterinarians. One reviewer has said the authors have delivered a clear message that will captivate a large audience; it is a nicely phrased and readable blend of fact and interpretation without resorting to artifice.

Hard cover over 200 pages, 48 photos \$ 19.95



## CORRESPONDENCE

### OBSERVATIONS OF A VET : ACARICIDES AND DERMATOSES/ DERMATITIS

*I have seen practice in Kenya, Swaziland and Ghana. Over the years I have observed that skin infections or infestations seem to be rather low in areas where there is regular (at least monthly) dipping or spraying with acaricides. This is irrespective of the type of class of acaricide in use, from arsenicals, organochlorines, organophosphates to the latest acaricides, for example: pyrethroids, amitraz. Chemical burns or reactions due to the acaricide in use is excluded. Does it mean that generally the acaricides have anti-microbial effects?*

*The observation is limited to cattle for I have also observed that despite weekly or fortnightly dipping of cattle in Swaziland, one still comes across mange in sheep and goats which are dipped periodically; mites being host-specific. Bovine scree-worm myiasis seem to be the only infestation peculiar to areas where arsenicals are used and this tends to be a summer disease. Dermatophytosis / Cutaneous streptothricosis, a condition which generally defies successful treatment is also rarely seen.*

*Comments are generally invited from colleagues.*

*Thanks.*

Dr. G.D. YAO TOFA.

C/o Mrs. Ilona Markhan

P.O.Box 1069, Mampobi, Accra, GHANA.

# CALENDAR

## 1990

- January 14-18** Seventh Annual Eastern States Veterinary Conference, Orlando, Florida. Further information: Eastern States Veterinary Association, 2614 S.W. 34th Street, Suite 4, Gainesville, Florida 32608 Tel: 904 375 5672
- January 15-19** Critical Care with Medical and Surgical Management, Gran Canaria Spain. Further information: Rudolf Lundberg, Animal Hospital of Lund, Sweden, Phone +46-46-150200
- February 5-9** VIII AAABG Conference, Palmerston North+Hamilton. Further information: The Secretary, AAABG Dept. of Animal Science, Massey University, Hamilton, New Zealand.
- February 15-17** Federation of Asian Veterinary Associations 12th Council of Representatives Meeting and 57th Annual Convention of the Philippine Veterinary Medical Association, Manila, Philippines
- February 28 - March 3** VII Conference on Bird Diseases Branch "Poultry Diseases" of the German Veterinary Medical Society, Munich, Germany. Inf: German Veterinary Society, Univ. Hohenheim 460, PF 700562, D-7000 Stuttgart 70. Fed. Rep. of Germany. Tel: 0711-4592427.Tlx: 7-22959 uniho-d
- April 19-22** First BSAVA European Congress, Harrogate, England.  
Further information: BSAVA Registrations Office, 5 St Georges Terrace, Cheltenham, Gloucestershire, GL50 3PT, England
- April 20-22** Netherlands SAVA Congress, Amsterdam. Further details:  
K.N.M.V.D. for the attention of Voor Jaarsdagen, PO Box 14031, 3508 SB, Utrecht, The Netherlands,
- May 10-12** Annual Meeting of the Swiss Association for Small Animal Medicine, Biel, Switzerland  
Inf: Dr Heinimann, Schweiz. Serum- und Impfinstitut Bern. P.F. 2707, 3001 Bern, Switzerland. Tel: 031-344111.
- May 12-13** First International Congress of ECIWO Biology. Inf: Chinese Nature-Cure Institute, C/o 545 Orchard Road, Far East Shopping Centre, 05-06 & 05-17, Singapore 0923, Republic of Singapore. Te: 5323962, 7345330, 7327907. Fax: (65) 7325863.
- May 20-26** Australian Vety. Assoc. National Conference, Townsville, North Queensland, Australia. Further information: AVA, 134-136 Hampden Rd, Artarmon, NSW 2064 Telephone: (02) 411-2733
- June 25-28** 8th European Poultry Conference.  
Inf: 8. Conferencia Europea de Avicultura, Av. Reina M.ª Cristina, 08004 Barcelona, Spain, Tel. 93/423 31 01.  
Telex: 53117/50458 FOIMB E. Fax: 93/423 86 51.
- July 1-7** Fifth Intern. Symposium on Equine Reproduction, Deauville, France. Details later
- July 9-12** Annual Meeting of European Association for Animal Production, Toulouse, France  
Inf: I.S.A.V.T., 23 Chemin des Capelles, 31076 Toulouse, Cedex, France. Tel.: 61491140.
- July 12-21** IVth Congress of the International Society for Animal Clinical Biochemistry (SACB) California, USA  
Inf: Prof. J.P. Braun, E N V Toulouse, service de biochimie, 23, Chemin des Capelles, 31076 Toulouse, Cedex, France. Tel.: 61 49 11 40.
- July 29 - August 4** XII Panamerican Congress of Veterinary Sciences. La Habana, Cuba 29  
Inf: Dr. Alberto Delgado, Paseo 604 e/25 y 27, Vedado, La Habana 4, Cuba.
- August** VI Intern. Conference on Wildlife Diseases, Berlin. Details later
- September 4-7** First International Symposium on "The Rainbow Trout" Striling, Scotland  
Inf: Reunion International BV (The Rainbow Trout Symposium), Willem Kalfiaan 8, 1401 CL Bussum, The Netherlands. Tel.: (0)2159 30897 or (020) 586 28282. Fax: (0) 2159 37357 or (020) 586 2580.
- September 10-14** Pan Commonwealth Veterinary Conference, Harare, Zimbabwe  
C/o Zimbabwe Veterinary Association PO Box 8387, Causeway, Harare, Zimbabwe, Tel : 726136 Telex : 26638 ZW Fax : 732921
- September 10-14** XVI World Congress of Buátricos Salvador-Bahia, Brazil,  
Inf: Dr. J. Alberto Da Silva Lyra, President of the Congress, Centro de Administracion de Bahia, Gabinete del Vice-Presidente, 11000 Salvador BA, Brazil.
- November 4-8** 7th Congress of Federation of Asian Veterinary Associations (FAVA) Pattaya, Thailand

## 1991

- May** Australian Vety. Assoc. National Conference, Darling Harbour Convention Centre, Sydney. Details later.
- August 18-24** XXIV World Veterinary Congress, Rio de Janeiro. Further information: Secretariat, World Veterinary Association, Isabel La Católica 12, 280/3 Madrid, Spain
- October 2-5** WSAVA Conference, Vienna. Details later.

## 1992

- International Conference on Goats** New Delhi, India. Details Later.



## PAN COMMONWEALTH VETERINARY CONFERENCE

Harare International Conference Centre  
10 - 14 September 1990 Harare, Zimbabwe



### ANIMAL HEALTH AND PRODUCTION - YEAR 2001

Organised by - Commonwealth Veterinary Association  
Hosted by - Zimbabwe Veterinary Association

A conference to consider ways of improving the quality of life at village level in the less privileged areas of the Commonwealth. Three main areas will be discussed in plenary sessions followed by workshops.

#### TENTATIVE PROGRAMME

**Monday 10 Sept**

AM Registration  
PM Opening Ceremony

**Tuesday 11 Sept**

#### **Animal Health**

Plenary session and workshop.  
Animal health at village level with particular reference to tick borne diseases and diseases of small ruminants. How can health programmes be delivered effectively?

**Wednesday 12 Sept**

#### **Animal Production**

Plenary session and workshop.  
Village poultry production, dairy schemes, co-operatives etc.  
Importance of draught animals in the rural economy.

**Thursday 13 Sept**

#### **Veterinary Education and Training**

Plenary session and workshop.  
Review of veterinary training within the Commonwealth. Why is it necessary for Commonwealth students to study outside the Commonwealth? Training in extension techniques and continuing professional development to be reviewed.

**Friday 14 Sept**

AM Adoption of resolutions and recommendations  
PM Close of conference

It is hoped that His Excellency Mr Robert Mugabe, President of Zimbabwe will open the conference and that His Excellency Sir Dawda Jawara, President of The Gambia will address the conference.

Social events are being arranged and for those wishing to combine a holiday in Zimbabwe with the conference, arrangements will be made for safari tours to Victoria Falls, Kariba, Hwange Game Reserve etc.

**The official language of the conference will be English. Delegates from outside the Commonwealth, as well as within, will be welcome.**

#### **CALL FOR PAPERS**

Anyone working in any of the areas mentioned above who would like to present a paper at the conference should submit their paper for consideration to:

**Dr W J Pryor**

**Chairman Scientific Sessions Committee**

**CVA Conference**

**'Galwiji', RMB n141**

**Pryor's Road, Scotsburn**

**Ballarat, Victoria 3352**

**Australia**

*For further information contact:*

**CVA Congress Secretariat**

**c/o Zimbabwe Veterinary Association**

**P O Box 8387**

**Causeway**

**Harare**

**Zimbabwe**

**Tel : 726136**

**Telex: 26638 ZW**

**Fax: 732921**