


Volume 31 No.1
January 2015

Commonwealth Veterinary Journal



Commonwealth Veterinary Association

One of Many Commonwealth Professional
Associations Supported by the



Commonwealth
Foundation



Editor

Dr. S. Abdul Rahman

Editorial Board

- Dr. Richard D. Suu-Ire
- Dr. Karen Reed
- Dr. Peter Thornber
- Dr. Robert McCracken
- Dr. A. Sivasothy
- Dr. Paul Chelliah
- Dr. Curtis Padilla
- Dr. Henry Magwisha
- Dr. Olatunji Nasir

All communications for the editorial department should be addressed to

The Editor

Commonwealth Veterinary Journal
 123, 7th 'B' Main Road, 4th Block (West),
 Jayanagar, Bangalore 560011 INDIA
 Tel/Fax. 91-80-2663 5210
 Email. shireencva@gmail.com

Further information about the *Commonwealth Veterinary Journal* can be found on website at:

www.commonwealthvetassoc.org
www.commonwealthveterinaryjournal.com

Advertisements should be sent to Editor at: shireencva@gmail.com

Printed by

Mrs. Shireen Rahman
 Intervet Publishers
 123, 7th 'B' Main Road
 4th Block (West), Jayanagar
 Bangalore 560011 INDIA

Design and Layout

Mr. K.K. Anubhavi
 #709, 15th 'A' Main, Sector A
 Yelahanka Newtown
 Bangalore 560064, INDIA.

One of many Commonwealth Professional Associations supported by the



Commonwealth Foundation

CONTENTS

	Page
President's Column	3
General Articles	
"Rethink Communication Skills Content in African Veterinary Curriculum and Practice": A Comparative Review ~ Othieno O.J^{1*}, Mugivane F.F², Nyaga P.N³, Ogara W⁴	4
Role of Veterinary Profession in Livestock Production and Food Security in India ~ Sira Abdul Rahman	12
Animal Welfare	
50 Years Protecting Animals During Disasters ~ Melissa Matlow¹, Juan Carlos Murillo² and Kathy Anzuino³	17
CVA Book and Journal Programme	23
CVA Study Fund	24
News	25
Regional News	
Asia	30
Australasia Oceania	31
Canada Caribbean	32
West Africa	35
UK Mediterranean	36

CVA Facebook's address :

<https://www.facebook.com/pages/Commonwealth-Veterinary-Association-CVA/203118733200643>

Commonwealth Veterinary Journal

Instructions to Authors

The CVJ publishes original articles, case reports, short contributions and review articles. Please contact the Editor if you plan to write a review.

Send your manuscripts to:

Dr. S. Abdul Rahman
Editor, CVJ
#123, 7th "B" Main Road, 4th Block (W)
Jayanagar, Bangalore 560011, INDIA

Covering Letter

Manuscripts must be accompanied by a letter to the Editor, signed by all coauthors.

Copyright

Submission of a manuscript will be held to imply that it is the unpublished original work of the author(s) and, if accepted, will not be published elsewhere in whole or in part without permission. Copyright, including the right to reproduce the article in all forms and media, is assigned exclusively to the CVJ.

Animal Welfare

The handling and use of animals in experiments must conform to the International Code of Practice for the care and use of animals for scientific purposes.

Manuscript

Submit the manuscript in duplicate. Type it on one side of A4 paper, with 10 cpi font, leaving a left-hand margin of 3 cm and numbering every fifth line. Use double spacing throughout, including title page, abstract, text, acknowledgments, references, tables and legends for illustrations. Do not underline anything. Number all pages.

Alternatively a version can be provided on a computer diskette, preferably in PC format. Acceptable word processing programs are WordPerfect and MS Word. If you use a Macintosh send your manuscript as an email attachment or on a PC formatted disc. An email attachment can also be sent to shireen@blr.vsnl.net.in

Title

The title should be concise, specific and informative but should not make an assertive claim about the conclusions of the study.

Authors' Names And Addresses

Give initials and surnames in capitals without stops. Separate the authors' names with a comma, except the names of the penultimate and ultimate author, which are separated with 'and' in lower case letters. If a single postal address is applicable, type it in full below the authors' names. If there is more than one address, provide all as footnotes. An Email address may be included. The first named author is assumed to be the author for all correspondence, including requests for reprints. Kindly include your qualifications mentioning the degrees obtained.

Layout

Articles should have a structured abstract of no more than 250 words. The subdivision is up to the author, but should encompass the Objective, Design, Procedure, Results and Conclusion. Write subheadings in lower case bold letters, followed by the text on the same line. List nonstandard abbreviations and their explanations after the abstract. Use only the abbreviated form in the text. Avoid use of abbreviations in the abstract. The main headings, following an untitled introduction, are Materials and Methods, Results, Discussion, Acknowledgments and References. The introduction should state the purpose of the study. The contents of Materials and Methods should enable others to reproduce the work. Present the findings in Results concisely and logically. Evaluate and interpret the findings in the Discussion, but do not present new data. If possible, write the main conclusions at the end of the Discussion. Headings may vary from standard if the variation makes the article more informative.

Tables

Type each table double-spaced on a separate page. Number tables in Arabic in the order they are referred to in the text. Each table should have a concise title that describes its content adequately. Information in the table must not be repeated in detail in the text. Do not use vertical lines. Use horizontal lines

to separate the table from the title, and footnotes and column headings from data.

Figures

Both black and white and colour photographs are encouraged to a maximum of five only. Figures can be submitted in digital form as separate files. They should be saved as TIFF, JPEG or EPS files with a resolution of 300 dpi. EPS files must be saved with the preview option. Illustrations provided as MS Word files will not be accepted. Write legends for figures and explanations of symbols on a separate page. Legends should contain enough information to make the figure comprehensible without reference to the text.

References

Cite only those publications that are essential for the understanding of the study. Number text references consecutively, in the order in which they are mentioned, by superscript Arabic numerals. Write and number the reference list in the sequence of the references in the text. References to journals, books, conference proceedings, organisational papers, anonymous editorials, foreign language articles and internet web sites, respectively, are written as follows:

1. Gibson KT, Hodge H, Whittom T. Inflammatory mediators in equine synovial fluid. *Aust Vet J* 1996; 73: 148-151.
2. Peterson ME, Randolph JF, Mooney CT. Endocrine diseases. In: Sherding RG, Editor. *The Cat: Diseases and Management*. 2nd edn. Churchill Livingstone, New York, 1994: 1403-1506.
3. Rhodes AP. Infectious bovine keratoconjunctivitis vaccination. In: *Proceedings of the 23rd Seminar, Sheep and Beef Cattle Society*, New Zealand Veterinary Association, June 1993.
4. Australian Veterinary Association. Tethering of sows and sow stalls. In: Greenwood PE, editor. *Members' Directory and Policy Compendium*. 1997: B5.
5. Where do we stand on manpower? [editorial] *Vet Rec* 1995; 137: 1.
6. Homberger FR. Mäusehepatitis-Virus. *Schweiz Arch Tierheilkd* 1996;138:183-188.
7. Council of Docked Breeds. The case for docking. <http://www.cdb.org>. 1992. Retrieved 15 October 2001.

List all authors if there are five or fewer. When there are more than five authors, list only the first three and add 'et al'. Write titles of books, journals and other publications in italics. Capitalise only the first letter of the book titles. Do not underline or use bold letters. The abbreviation of journals follows that of Serial sources for the BIOSIS previews database. Cite references to unpublished work only in the text, with a notation of (personal communication) or (unpublished). Please send a copy of any cited work that is included in the reference list as 'in press'. It is the authors' responsibility to check the accuracy of reference citations.

Acknowledgments

Only acknowledge significant intellectual, technical and financial contributions. A short work warrants short acknowledgments.

Articles of General Interest


Articles of general interest, experiences in treating of clinical cases, country reports, success stories in animal production, using innovative approaches and where possible enhancing the contribution of women and also using sustainable methods are also encouraged.

Review Articles

Reviews on a specific topic usually are written by invitation. Other authors wishing to submit a review should first enquire of the editor whether the topic is of interest to the Journal. A synopsis of the proposed article often will be requested before the writing of the full version is commenced. Reviews should provide a critical assessment of published works that have contributed to the development or understanding of the chosen topic. The soundness of experimental evidence and the validity of conclusions and recommendations in cited articles should be assessed. Conflicting observations and interpretations should be examined and evaluated.

~ Editor, CVJ

President's Column



Dr. S. Abdul Rahman

The Commonwealth Veterinary Association has been organising Pan Commonwealth Conferences at an interval of every four years since 1991. The last one was at Accra, Ghana in 2011. These conferences are our 'blue ribbon' events, when representatives of the entire veterinary Commonwealth [which comprises over 100,000 veterinarians] are able to meet in one venue

This historic Sixth Pan Commonwealth Veterinary Conference (PCVC6) will take place at time of great challenge and also change, both for the profession and also more generally. Some would even argue that the threats imposed by emerging zoonotic diseases such as Ebola, are unprecedented, certainly in our lifetimes. In addition issues of food safety and security, animal welfare, natural disasters, One Health, Climate Change etc., are of great concern to the profession. Therefore, the Conference theme, **Providing Holistic Solutions to changing Global Challenges: Threats and Opportunities for Veterinarians'** is a most relevant one.

In addition to the many current issues which PCVC6 will address, and these include recent advances in veterinary medicine, human animal bond, veterinary education, and animal welfare, there will be opportunities to take stock of developments in expanding/new areas such as leadership and governance, role of women in poverty alleviation and food safety, in which veterinarians are well qualified to play major roles.

While communications between often highly-scattered veterinarians is now very much easier than previously, particularly as a result of improved Information Technology, there is still no substitute for face-to-face engagement. PCVC6 will enable veterinarians from our smallest and most isolated member countries to meet with their colleagues from the wider Commonwealth, including much larger states, both developing and developed. A great deal of experience and knowledge exchange takes place and valuable friendships are made in the process, many of which are lasting ones.

That PCVC6 is being held in the Australasia Oceania Region is of special significance for other Commonwealth states of the region especially the Pacific Island nations, given the special constraints which these countries face. These difficulties include relative freedom from many serious animal diseases as a consequence of their isolation and a low capacity to restrict the entry of, and respond to, new disease introductions.

A closely related area is that of human-induced climate change. Higher overall temperatures and major changes in precipitation appear inevitable and it is imperative that we take steps to develop strategies to adapt livestock farming systems to these impending variations and to the changes in livestock pastures/feeds as well as livestock pests and diseases, that are likely to result.

The Kuala Lumpur Conference will therefore also enable us to reflect on the bigger, global picture, including the Millennium Development Goals, [MDGs] and on the contribution which we veterinarians must collectively endeavour to make towards attaining these laudable goals. Within the framework of MDG 7, which relates to sustainable development, it will be important for us to take stock of trends and especially of the likely implications of a rapidly-growing world urban population and of the associated [and often adjacent] intensification of livestock production, on natural resources and the environment

In closing, may I extend a warm welcome to all the delegates who will be participating in this conference for a very eventful 5 days at Kuala Lumpur and to enjoy the traditional Malay hospitality

I further wish the Veterinary Association of Malaysia's hard working Organising Committee for the PCVC6 every success in its efforts!

January 2015

S.Abdul Rahman
President



“Rethink Communication Skills Content in African Veterinary Curriculum and Practice”: A Comparative Review

Othieno O.J^{1}, Mugivane F.P², Nyaga P.N³, Ogara W⁴*

Abstract

Globalization, emerging and re-emerging diseases are creating opportunities for the review of veterinary curricula and continuous professional development courses in Africa; by pointing to professional inadequacies in the face of these challenges. Communication Skills is one of the areas that is lacking not only among veterinarians but in other scientific fields amidst these challenges.

This paper presents comparative literature review of communication skills course in science fields in general and specifically veterinary curriculum in Africa. It urges that communication has for a long time been a rejected corner stone in veterinary medicine curriculum in Africa and acknowledges its recent recognition as a disease prevention and control approach in lieu of emerging and re-emerging diseases and the development of concepts like One Health and renewed interest in animal welfare.

The paper points out key areas of communication that can find use in veterinary medicine training and practice and advocates for the review of communication in the training curriculum and continuous professional development activities in Africa.

Key words: Communication, veterinary curriculum

Background to communication as it relates to veterinary medicine

Communication is a purposive and persuasive process of creating a commonality in meaning through the act of selecting and sending messages from a source through a chosen channel to a target audience(s) with the aim of eliciting a desired action. Effective

communication serves to reduce uncertainty by informing, educating and changing attitudes covertly and is overtly illustrated by appropriate audience behavior in circumstances that call for the application of the shared meaning. Communication involves a process of negotiation and exchange of meaning, in which messages, ‘people-in cultures’ and ‘reality’ interact so as to enable meaning to be re-produced or understanding to occur” (O’Sullivan et al.1994).

Human beings are social beings and continually communicate with self and with each other. Communication is thus a universal human behavior through which cultures are formed and shared within communities and across generations. Although other living things also communicate; human communication is advanced with a fully developed system of symbols, guiding principles and theories. These communities have a frame of experience around which communication occurs; in the scientific community this frame of experience may be the shared scientific knowledge and the question is how this frame of experience can be shared with the lay public who are the end consumers of science. The common denominator in any effective communication process is the shared meaning and collective action by the source and the message recipients. Science is about gaining a better understanding of our environment, explaining and seeking solutions to problems encountered by civilizations; inventing and applying results to benefit humanity and satiate curiosity where nature startles. Communication therefore has a critical role to play in the realization of multiplier effect of science and must consequently be integrated in its study. This has resulted in the emergence of sub-specialties for example science communication, agricultural communications, health communication, development communication among others.

1&2 *Department of Agricultural Economics, University of Nairobi*

3 *Department of Veterinary Microbiology, Virology and Pathology University of Nairobi*

4 *Department of Veterinary Public Health, Toxicology and Pharmacology, University of Nairobi*

Veterinarians are integral players in public health and must therefore be conversant with health communication which is an already acknowledged tool in the training and practice of public health (Bernhardt 2004). The Centre for Disease Control (CDC) defines health communication as the study and use of communication strategies to inform and influence individual decisions that enhance health. In the veterinary realms communication can be defined as the study and use of communication strategies that enhance information sharing and positively change the animal owner's attitudes to adopt health practices that will minimize spread of diseases while enhancing the welfare and production of animals.

Communication has metamorphosed from liberal arts to health and physical sciences for the realization of the multiplier effect of science disciplines through effective dissemination of information. The very process of learning and practice of veterinary medicine is anchored on communication as it involves the transfer of meaning from sources through channels to various audience groups. The importance of interpersonal communication is crucial in the delivery of comprehensive medical care to clients and patients and therefore communication skills are essential for veterinarians in academia, public health, agricultural industry and government (Gelberge & Gelberge 2001, Bonvicini & Keller 2006).

According to Michael (2007) 73% of human diseases emerge from animals. Reports in the public media indicate that some of the difficulties encountered in controlling the current Ebola virus disease in the West African countries arise from inadequate communication to the affected communities or variations of perspectives of interpretation of messages on disease management (BBC 2014); hence effective communication by veterinarians can play a significant role in ensuring public health.

Communication is among the soft skills required for the development of emotional intelligence which is needed by all graduates (Birkett, 1993). Unlike in human medicine where the doctor in most instances directly communicates with the patient; a veterinarian has to use a third party to get information on his patient, the animal; thus a veterinary doctor has to apply more emotional intelligence to make head and tail of his case. According to Silverman et al. (2004) there are three broad categories of communication skills namely content, process and perceptual skills. Content refers to the

messages that a doctor has in relation to patients' problem, process is how this message is delivered and perceptual skills are the cognitive and emotive skills in the identification and solving of the problem.

Brunnet et al. (2001) defined Communication skills from a human medicine point of view as those skills involved in the performance of certain behaviors such as taking a medical history, explaining a diagnosis, giving therapeutic instructions and interpersonal skills as those inherently relational and process oriented; the effect of communication, such as relieving anxiety or establishing trust.

The Demise and Reincarnation of Communication in Medical and Agricultural Sciences

Though included in curriculum of most medical and agricultural courses, communication skills is inadequately taught. The demise of communication in earlier sciences curricula was occasioned by a trend where most science disciplines emphasizes development of hard skills at the expense of the soft skill (Coll et al. 2002). In most courses communication is taught during the initial academic years as Communication Skills and is grouped under common courses offered before students developed a holistic appreciation of the scope of their academic disciplines. This has resulted in communication being seen as a peripheral course to undergraduates with this attitude spilling over to the job market. The content of communication skills course, the instructors and mode of teaching raises pedagogical, androgogical and communication issues as well. So how can the students appreciate such a communication course?

Communication is a process and should be viewed as a chain reaction with every stage contributing to the overall quality of the end product. The source must know what information to package into messages as per the target audience characteristics, the most effective channels to use and how to analyze feedback to perfect the process. Similarity between the source and target audience creates liking which enhances communication thus a communication lecturer without a veterinary background teaching communication skills to veterinary students or practitioners is pedagogically and androgogically disadvantaged. As they may not be able to give relevant examples that create an appreciation of communication and thus reduce the effectiveness of instructional process as the source is not similar to the audience. Earlier researches by Davis & Nairn (1992)

and Schmidt et al. (1993) noted that the lecturer's subject matter expertise has an influence on students' efforts and achievement in problem based learning.

Majority of veterinary teaching staff lack adequate training to teach a communication program and several may not buy in to the importance of communication. As a consequence many students are unaware of the importance of communication skills for professional practice (Mulling, 2013). The end result has been poor morale by students to learn communication skills, poor communication to clients during professional veterinary practice and among professional colleagues.

World Organization for Animal Health (OIE) lists communication skills among core units in veterinary medicine curriculum and as specific competences required of a day one veterinary graduate. However the guidelines given by OIE are not exhaustive and states in part that ".....Course content in communication will allow the veterinary student to become proficient in composition/writing, public speaking, critical reading and critical thinking in his/her common language". While these are some of the communication competences required in veterinary practice; the guideline leaves out key competences like crisis communication, risk communication and health communication.

The OIE is cognizance of the importance of communication has national communication focal points in every country who are required to give communication technical backstopping to their countries. OIE organized a global training for veterinary communication focal points in 2008 at the height of avian influenza outbreak but no other training has since been done despite the glaring possibility of other zoonotic diseases outbreaks, like the current outbreak of Ebola virus disease in West African countries; the DRC and Marburg virus disease in Uganda (WHO) where ineffective communication is blamed for failure to control diseases spread across populations (BBC, 2014).

The changing landscape in the practice of veterinary medicine in the contemporary globalized world, the changing climate and the emergence and re-emergence of zoonotic diseases and technological advancement in ICTs offers an opportunity for veterinarians to acquire communication skills to be able to play their critical role not only in disease control but development as well. The control and prevention of zoonotic diseases like Ebola and Avian Influenza requires extensive awareness

and behavior change communication campaigns in which veterinarians must take the lead as credible sources of information; such a role can only be successful if veterinarians have adequate communication skills to disseminate health information to the lay public. To effectively execute at source control of zoonotic diseases mass media advocacy and lobbying are a critical in ensuring policy makers prioritize these problems accord them attention and financial resources allocation.

The emergence and re-emergence of zoonotic diseases has helped to bring to the fore animal welfare issues which though enshrined in laws of most African countries are hitherto observed; due to inadequate awareness and advocacy by subject matter specialists. Veterinarians have an important role to play in animal welfare issues both at training, client and policy levels through advocacy (Millman et al. 2006), since animal welfare is a war that can best be fought and won in the minds of people who abuse animals. The University of Guelph for example is incorporating communication in teaching animal welfare to students. Behaviour change is critical in animal welfare and veterinarians are credible information sources in these area. In a continent where animal welfare abuse is on the rise; communication and veterinarians have their role clearly cut out?

Veterinarians in Africa are facing diverse range of clients to whom they have to disseminate relevant messages and win their goodwill. The clients range from pastoralists with deeply rooted cultural animal husbandry practices to well informed elitist pet owners connected to real times news on scientific advances in veterinary medicine and who know what they want.

In Agriculture

A Training Needs Assessment (TNA) carried out by the Regional Agricultural Information Network (RAIN) and the Association for Strengthening Agricultural Research in Eastern and Central Africa in (ASARECA) in 2005 established that agricultural professionals were deficient in information and communication management skills. Thus the irony that the continent remains home to hungry mouths when its libraries are full of research thesis on virtually every problem affecting her farmers. This inadequacy probably traces back to the deficiency in the agricultural curricula in communication skills. According to Dest (2002) the lack of communication skills negatively affected the

value of talented and intelligent graduates in the job market.

To address this problem identified by the TNA, a postgraduate diploma and masters degree courses in Agricultural Information and Communication Management (AICM) were developed to be implemented in ten countries in the ASARECA region namely Burundi, Democratic Republic of Congo, Eritrea, Kenya, Madagascar, Rwanda, Sudan, Tanzania and Uganda.

The centrality of communication in Agricultural Extension in developed countries has resulted in curriculum reviews that have seen agricultural extension course changed to Agricultural Communication, Agricultural Extension Communication to match the communication needs and preferences of agricultural industry (Weckman et al. 2000, Levander 2000 and Doerfert & Miller, 2006).

In Human Medicine

Communication skills are considered as core clinical skills in human medicine unlike in veterinary medicine; communication is an integral part of the curriculum in many medical schools worldwide and has continued throughout the practice for the last three decades (Shaw and Ihle 2006, Kurtz 2006). The field has grown and there are several published books like “Skills for Communication with Patients” and “Teaching and Learning Communication Skills in Medicine”. There is adequate literature on empirical studies on human medical communication (Silverman et al. 2004 and Shaw et al. 2004).

Various regional conferences to deliberate communication skills and interpersonal skills in human medicine have been held for example the Toronto Conference in 1991 that yielded the Toronto consensus on physician-patient communication, the Kalamazoo I & II consensus that resulted from conferences organized by the American Academy on Physician and Patient at Fetzer Institute in Kalamzoo in 2001 and 2002 respectively. In addition there is also the Calgary-Cambridge guide for medical interview for various medical staff cadres. There have been efforts to borrow these guidelines for use in the veterinary medicine field in the developed countries. While the same can be done for Africa there is need for more research to inform its practicability.

Communication in Veterinary Training and Practice

There is limited literature on communication in the veterinary field (Frankel 2006). In Africa such literature is almost non-existent. In the developed countries it has been noted that most complaints to regulatory bodies are related to poor communication and deficient interpersonal skills among veterinary practitioners (Russel, 1994). A survey carried out among veterinarians in America found out that they had high scientific, technical and clinical skills, but they lacked management and communication skills necessary for successful private practice (KPMG study in Shaw et al. 2004). Adams and Kurtz, (2006) asserts that communication is a core clinical skill of veterinarians and must be taught and learned to the same degree as other clinical skills.

Royal Veterinary College and Veterinary Defense Society acknowledge the importance of effective communication in veterinary training and practice with the later attributing 80% of professional negligence claims to poor communication. Importance of communication in veterinary medicine has been recognized more recently and the Communication skills curriculum is being reviewed in America, UK and Australia (Adams and Kurtz 2006). Effective and empathetic communication was identified by the Australian Veterinary Schools through a survey in 2002 as essential requirements for training and practicing veterinarians (Mills, 2006). Recognizing the relationship between inadequate communication and deleterious health outcomes has secured a place for communication among the core clinical competences in human medicine education (Adams and Kurtz 2006). While communication in human medicine involves the doctor and the patient in the veterinary field its mediated through the animal owner and is thus more complex and requires more empirical research.

There is need for veterinary medicine training institutions in Africa to review their veterinary curriculum to make their graduates relevant in the changing global arena. Below are some areas in communication that veterinary students and practicing veterinarians can benefit from if they are introduced in teaching curriculum and continuous professional development workshops.

i) Client Communication

Veterinarians aim at improving patient and client health, promoting adherence to medical recommendation and ensuring client satisfaction with their services (Shaw et al. 2004). How the veterinarians communicate to their clients will determine rate of adherence to these recommendations. In human medicine the strongest predictor of patient satisfaction is how much information has been provided to the patient (and Shaw et al. 2004). In the same breadth talking to clients contributes to the pleasure of and satisfaction of practice (Antelyes, 1988). The amount of information shared is directly proportional to the effectiveness of the communication process.

The disclosure of bad news like death of a pet, complex cases, adverse drug reactions, drug withholding periods, medical errors among others are contentious communication problems that can result in legal actions, distress to animal owners and the veterinarians. Despite their grave importance very few veterinarians in Africa are trained to address such cases through effective client communication.

There is a growing interest in communication between veterinarians and clients and communication skills are frequently cited as necessary for successful vet practice but the curriculum is inadequate (Bonvicini & Keller 2006). To better inform the client communication approaches more empirical research is needed (Shaw et al. 2004).

ii) Veterinary Advocacy and Development Communication

Development communication refers to the strategic communication that is specifically designed to support a particular development programme. It is “all forms of communication that are used for the improvement of an individual, community or country’s material, cultural, spiritual, social and other conditions” (Malan 1998). In 2006 the World Congress on Communication for development noted the importance of participatory dialogue with the people most affected by poverty as a strategy for sustainable social and economic development. Veterinarians in sub-Saharan Africa have unique encounters with such audience groups and are continually involved in poverty alleviation programmes. The congress noted the importance of training in development communication to professionals like veterinarians.

Advocacy on the other hand refers to communication strategies that aim to influence favorable policy and financial support for a given course by the policy makers at local, national, regional and international levels. Advocacy is listed by OIE among the day veterinary graduate competences; but do our students step out of class knowing the definition of advocacy?

iii) Veterinary Risk and Crisis Communication

Threats of disease outbreaks aren’t uncommon events in veterinary public health. During such situation panic destabilizes even market prices of animal products. A crisis is any incident or situation, whether real, rumored or alleged, that can result in negative attention on an issue. John Hopkins School of public health defines risk communication as “the exchange of information about the likelihood and consequences of adverse events. In an emergency, effective risk and crisis communication are vital because they help the public to respond to the crisis, reduce the likelihood of rumors and misinformation and demonstrate good leadership.”

Risk communication is an interactive process of exchange of information and opinion on risk among risk assessors, risk managers, and other interested parties. It is basically the interactive exchange of information about risks between interested parties during risk management. Risk communication diffuses public concerns, produce informed audiences that is involved, interested, reasonable, thoughtful, solution-oriented and collaborative (Corvello 1998).

Africa has had its fair share of veterinary/health risks and crisis that have caused unnecessary public anxiety and economic losses. The Avian Influenza outbreak threat and its outbreak in some countries are recent examples where mere threats caused drastic drop in demand and market prices of poultry products. Health risks and crisis easily get to public limelight due their threat to national safety, public health coupled with poor communication. Such scenarios put the veterinarians at the centre of the crisis but deficient of the critical tool – communication to lower the risk and handle the crisis.

Both risk and crisis communication target diverse audience groups with different interests, values, different levels of education and understanding this requires audience segmentation and development of different messages for the groups and even phases of the crisis. The mass media is a critical player in risk

and crisis communication and veterinarians must have the knowledge on how to positively engage the mass media during crises. Veterinarians can reclaim their leading role as credible sources of information during health crisis. A research done by Burke in 1999 found out that empathy has a positive effect on risk communication. He however notes that any message that is heavily science based is likely to be a barrier to public understanding and engagement as is normally the case with scientific results that are always written in unemotional language.

iv) Veterinary Health Communication and Social Mobilization

Health communication is gaining recognition in part because of its emphasis on combining theory and practice in understanding communication processes and changing human behavior (Parrot 2004, Lapinski & Rimal 2005). Health communication aims at promoting and sustaining safe behavior within audience groups by disseminating of health messages through a variety of channels.

Social Mobilization is defined by UNICEF, as an integrated campaign to engage people's participation in achieving a specific health goal through self-reliant efforts. Through participatory involvement of national leaders, local leaders, opinion leaders, policy makers, mass media, technical experts, religious leaders, NGOs, individuals among others through a well planned decentralized process that seeks to facilitate change through a range of players engaged in interrelated and complementary efforts.

Social mobilization is demand driven and takes into account the felt needs of the people, embraces theoretical principles of community involvement, and seeks to empower individuals and groups for action.

V) Veterinary Knowledge Management

Any professional field yields both tacit and explicit knowledge through its practice. Knowledge management is a relatively new concept coined in early 1990s. Knowledge management was defined by Davenport (1994) as the process of capturing, distributing, and effectively using knowledge. This was later modified by Dulon in 1998 as "a discipline that promotes an integrated approach to identifying, capturing, evaluating, retrieving, and sharing all of an enterprise's information assets. These assets may include databases, documents,

policies, procedures, and previously un-captured expertise and experience in individual workers."

Recommendations

There is need for veterinary training institutions to re-think the content of communications skills curriculum, its mode of teaching and review it with the aim of realigning it to the current industry needs and in line with the dynamic global environment within which veterinary medicine is practiced.

References

Acker, D.G. and J.I. Grieshop. 2004 "University Curricula in Agricultural and Extension Education: An Analysis of What We Teach and What We Publish." *Journal of International Agricultural and Extension Education*, Vol. 11, No. 3, 53-62

Adam, C. L., & Kurtz, S. M. (2006). Building on Existing Models from Human Medical Education to Develop a Communication Curriculum in Veterinary Medicine. *Journal of Veterinary Medical Education*, 33(1): 28-37

Antelyes J. (1988) Talking to clients. *Journal of American Veterinary Medicine Association* 193 (12) 1502-1504

Bandura, A. (1986). *Social foundations of thought and action: A social cognitive theory*. Englewood Cliffs, NJ: Prentice-Hall

BBC: Ebola crisis: WHO accused of 'failure' in early response <http://www.bbc.com/news/world-africa-29668603> accessed on 10/22/2014

Bernhardt, J. M (2004) Communication at the Core of Effective Public Health; an editorial in *American Journal of Public Health* 94(12)

Bennett, P. (1999) Understanding responses to risk: some basic findings. In *Risk*

Communication and Public Health. Oxford University Press, Oxford.

Birkett, W.P. (1993). *Competency based standards for professional accountants in Australia and New Zealand*. Melbourne, Australia: Published by Australian Society of Certified Practicing Accountants

- Burke, D. (1999) The recent excitement over genetically modified foods. In *Risk Communication and Public Health: Mill Hill Essays* accessed <http://www.nimr.mrc.ac.uk/mill-hill-essays/> on 10th September 2014
- Bonvicini, K. A., & Keller, V. K. (2006). Academic Faculty Development: The Art and Practice of Effective Communication in Veterinary Medicine. *Journal of Veterinary Medical Education*, 33 (1), 50-57
- Cutlip, S.M., Center, A.H. and Broom, G.M. (1985) *Effective Public Relations*, Prentice- Hall, Englewood Cliffs, New Jersey.
- Corvello, V.T. (1998) Risk communication. In *Handbook of Environmental Risk Assessment and Management* (ed. P. Callow), pp. 520–541, Blackwell Science, Oxford.
- Coll, R.K., Zegwaard K., Dave., H (2002) Science and Technology Stakeholders' Ranking of Graduate Competencies: Employer Perspective Asia-Pacific *Journal of Cooperative Education*, 3(2), 19- 28
- Davis, W. K. & Nairn.R. (1992) Effects of expert and non-expert facilitators on the small- Group process and on student performance. *Academic Medicine*, 67(7): 470-474.
- Davenport, T H. (1994), Saving IT's Soul: Human Centered Information Management. *Harvard Business Review*, March-April, 72 (2)
- Dest (2002). Employability skills for the future. ACT, DEST. http://www.dest.gov.au/ty/publications/employability_skills/final_report.pdf accessed on 21 July 2014.
- Doerfert, D. L., & Miller, R. P. (2006). What are agricultural industry professionals trying to tell us? Implications for university-level agricultural communications curricula. *Journal of Applied Communications*, 90(3) 17-31
- Frankel, R. M. (2006). Pets, Vets, and Frets: What Relationship-Centered Care Research
- Has to Offer Veterinary Medicine. *Journal of Veterinary Medical Education*, 33(1), 20-27.
- Gray, C., Moffett, J. (2010) *Handbook of Veterinary Communication Skills*. Blackwell: Chichester.
- Gelberg H.B., Gelberg S (2001) Perspectives on Academic Veterinary Administration. *Journal of American Veterinary Medicine Association*. 219 (6) 734 -740
- John Hopkins School of Public Health; Risk Communication Strategies for Public Health Preparedness. Accessed through <http://www.jhsph.edu/research/centers-and-institutes/johns-hopkins-center-for-public-healthpreparedness/training/online/riskcomm.html> on 10th October 2014
- Kurtz, S. (2006) Teaching and learning communication in veterinary medicine. *Journal of Veterinary and Medical Education*. 33 (1) 11-19
- Magrath, C. (2006). A Conceptual Framework for Facilitator Training to Expand Communication-Skills Training among Veterinary Practitioners. *Journal of Veterinary Medical Education*, 33(1):108-110
- Martin, E. A. (2006). Managing Client Communication for Effective Practice: What Skills Should Veterinary Graduates Have Acquired for Success? *Journal of Veterinary Medical Education*, 33(1):45-49
- Michael Greger (2007): The Human/Animal Interface: Emergence and Resurgence of Zoonotic Infectious Diseases. *Critical Reviews in Microbiology*, 33:243–299.
- Millman, S. T., Adams, C. L., & Turner, P. V. (2006). Animal Welfare Training at the Ontario Veterinary College. *Journal of Veterinary Medical Education*, 32(4):447-450
- Mills, J. N. (2006). Development of Veterinary Communication Skills at Murdoch University and in Other Australian Veterinary Schools. *Journal of Veterinary Medical Education* 33(1)http://www.oie.int/Veterinary_Education_Core_Curriculum.pdf (Accessed on 23rd July 2014).
- Muelling, C. (2013) “How to Mount a Communication Program in a Regimented Traditional Curriculum” International **Veterinary Communication Institute (IVCI)** International Conference on Communication in Veterinary **2013**. St. Louis, Missouri, USA

- Murphy, E. (2007) Social Mobilization Lessons from the CORE Group Polio Project in Angola, Ethiopia, and India. September 2012. Washington, D.C: CORE Group.
- Latham, C.E, Morris A. (2007) Effects of formal training in communication skills on the ability of veterinary students to communicate with clients. *Veterinary records* 160(6) 181-186.
- Levander, L. (2000). Exploring the curricula of extension education at some European Universities. *Journal of Agricultural Education and Extension*.7 (1) 43-52
- U.S. Department of Health and Human Services (2000). Healthy people 2010 an improving health and Objectives for improving health.). Washington, DC: U.S. Government Printing Office.
- Radford, A., Stockley P, Silverman J, Taylor I, Turner R, Gray C.. (2006) Development, teaching, and evaluation of a consultation structure model for use in veterinary education. *Journal of Veterinary and Medical Education*. 33 (1) 38 -44.
- RCVS (2006) Essential Competences Required of the Veterinary Surgeon. <<http://www.rcvs.org.uk>> Last accessed 21 July 2014.
- Rock, M (2013) "Perspectives on Health, Human-Animal Bonds and the Roles Played by Veterinary Professionals:" Why communications Matters for One Health **International Veterinary Communication Institute (IVCI) International Conference on Communication in Veterinary 2013**. St. Louis, Missouri, USA
- Russel R. L (1994) Preparing veterinary medicine students with interactive skills to effectively Work with client and staff. *Journal of Veterinary Education*. 21:40-43
- O'Sullivan, T., Hartley, J, Saunders, D, Montgomery M & Fiske J (1994). Key concepts in communication and cultural studies Second edition published by Routledge 11 New Fetter Lane, London EC4P 4EE
- Shaw, D. H., & Ihle, S. L. (2006). Communication Skills Training at the Atlantic Veterinary College, University of Prince Edward Island. *Journal of Veterinary Medical Education*, 33(1) 38-44
- Stell, A (2010) Communication skills training at the Royal Veterinary College (RVC): A review of undergraduate teaching and learning methods. The Royal Veterinary College, University of London.
- OIE recommendations on the Competencies of graduating veterinarians ('Day 1 graduates') to assure National Veterinary Services of quality. http://www.oie.int/fileadmin/Home/eng/Support_to_OIE_Members/Vet_Edu_AHG/DAY_1/DAYONE-B-ang-vC.pdf (accessed on 9/11/2014).
- Schmidt, H.G., van der Arend, A., Moust, J.H.C., Kokx, I., & Boon, L.. (1993). Influence of tutors' subject-matter expertise on student effort and achievement in problem-based learning. *Academic Medicine*, 68(10), 784-791
- Schultz PW. (1999) Changing behavior with normative feedback interventions: a field experiment on curbside recycling. *Journal of Basic Applied Social Psychology*. 21(1) 25-36
- Shaw J.R., & Lagoni L., (2007). End-of-Life Communication in Veterinary Medicine: Delivering bad news and euthanasia decision making. *Vet Clinics of Nth Amer* 37 (1) 95-108:
- Silverman, J., Kurtz, S., Draper, J (2004) *Skills for Communicating with Patients*. Radcliffe Publishing: London.
- Rimal RN, Real K. (2003) Perceived risk and efficacy beliefs as motivators of change: use of the risk perception attitude (RPA) framework to understand health behaviors. *Journal of Human Communication Research* . 29 (3) 370-399
- Parrott R. (2004) Emphasizing "communication" in health communication. *Journal of Communication*; 54(4) 751 -787
- Lapinski MK, Rimal RN (2005). An explication of social norms. *Communication Theory*;15(2); 127-147
- Tulane University School of Public Health website on social mobilization: <http://www.tulane.edu/~icec/socmob.htm>, accessed on 27th September 2014.

¹* Dr. Othieno Joseph is the the corresponding author he can be reached through jothieno43@yahoo.com. He holds a Bachelors Degree in Veterinary Medicine, a Masters Degree in Communication Studies and a PhD in Agricultural Information and Communication Management (AICM). He lectures all communications units in AICM

Role of Veterinary Profession in Livestock Production and Food Security in India

*Sira Abdul Rahman**

Animal science professionals engaged in Livestock production and health are extremely important to the wellbeing of mankind. Innovative breeding and reproductive technologies in livestock production are as fundamental for global food security as is plant breeding. These issues concern not only India and the Indian subcontinent but the whole world. These range from, population concerns and food insecurity; production and income issues; consumption; health and nutrition; environment, and the required policy action. As this is a rather wide-ranging set of issues they may be summarised in two main conclusions:

- A strategy for the Indian and global livestock economy that serves the world's food security, requires new technology and adapted consumption behaviour and
- a big push to enhance livestock productivity is needed for food and nutrition security.

Population and Poverty

The world population of 2050 will be roughly nine billion. but they will eat like twelve billion people would eat today. The human population has more than doubled since 1960. Some domestic animal populations, however, grew more rapidly than people did. The World chicken population quintupled since 1960, and is predicted to increase further from currently 19 billion to at least 30 billion by 2015. Numbers of pigs and goats roughly kept up with human population growth, whereas cattle and sheep populations have grown less in numbers than people.

There will not only be more people on the globe, but they will also be more urban and they will be richer and they will demand more water- and land-intensive foods, such as meat, milk and fish. At the same time, it is depressing news that in the last few years hunger has further increased in the world. According to recent FAO estimates, the number of undernourished people is about one billion

The greatest disappointment of India's economic development is the failure to reduce its widespread poverty. Though it is on the decline from 300 million in 1970 (50% of population) to 270 million in 2012 with a percentage of 25.7% in rural areas and 13.7% in urban areas and 21.9 % for the country as a whole it is still a major concern as the majority of the poor are farmers who own small land holdings and others are field hands, seminomadic shepherds or migrant workers.

Poverty Alleviation

Hunger is the extreme manifestation of poverty since the poor spend a high portion of their earnings on food. The elimination of hunger is thus, the first requisite for eradicating poverty.

In the year 2000 leaders from all nations agreed that poverty lay at the root of many of the world's ills: war, terrorism, disease, and environmental destruction. Those leaders reaffirmed the rights of each person on the planet to health, education, shelter and security as pledged in the Universal Declaration of Human Rights, and they confirmed this in the UN Millennium Declaration. By way of an action plan to implement these decisions, they established the Millennium Development Goals to reduce poverty by half by 2015, agreeing that the cost is affordable, the technology available, and the timeframe achievable. It is a matter of regret that none of the developing countries, including India, have achieved these goals fully.

A major share of the country's employment is in agriculture and sustained growth of the rural sector is thus essential for generating incomes and reducing poverty.

India is no longer an agrarian economy as it was at the time of independence but with the basic need of food and other raw materials agriculture continues to be the critical base. Food self-sufficiency and industrial

** President, Commonwealth Veterinary Association, Chairman, OIE Animal Welfare Working Group Former Dean, Veterinary College, Bangalore India. 123 7th Main Road, 4th Block West, Jayanagar, Bangalore 560011 India.*

diversification have been the major gains of the development era since the 1950s. The fact however remains that despite all the industrial diversification and modernisation and rapid growth of the information technology, which boosts services, the Indian economy prosperity is linked with the expansion and crop diversification in agriculture on which two-thirds of the population depend for their incomes.

Agriculture and allied activities make the single largest contribution to the Gross Domestic Product (GDP), but contributes a declining share of its GDP (13.7% in 2012-13)

Agriculture provides employment to around 65 % of the total work force. Provides raw material to several industries and contributes 21% of total exports. Every fourth farmer in the world is an Indian farmer, and over 700 million people live in villages.

In the areas of consumption also we face two contesting challenges. On the one hand, the rural and urban poor suffer from under nutrition and malnutrition due to inadequate purchasing power. On the other hand, the food habits of the more affluent sections of the population are fast changing with greater emphasis on fruits, vegetables and animal products. We also witness the paradox of abundant grain reserves co-existing with millions of people suffering from hunger

Our Agriculture today is usually reflected to as a “gamble in the monsoon”. Increasingly it is becoming a gamble in the market, as well. In the domestic trade, both cost and quality influence consumer demand. In International trade-in addition to competitive cost and desirable quality, stability of supply becomes extremely important.

Other factors such as deterioration of soil health and productivity due to salinity and diminishing fertiliser efficiency are equally important as over 24.6 million ha of wastelands and 16.6 million ha of fallow lands and 44.4 million ha of forest land pastures are at different stages of degradation

Feed and Fodder Scenario

The feed and fodder situation in the country has never been bright over the last five decades, the scenario progressively worsening with population explosion in large ruminants, alienation of the already meagre grazing resources for various activities like extensive

agriculture, afforestation, etc. In fact the single most important cause of the low productivity of Indian livestock and their decline is the low nutrient input. With the advent of irrigated agriculture followed by the introduction of high yielding varieties of crops and commercial crops, the time-honoured practice of growing fodder crops vanished. Even the old tradition of crop rotation growing leguminous crops between two cereal crops also disappeared in pursuit of money.

In the meanwhile the alarming decline in forest cover resulting from human greed was wrongly attributed to overgrazing in forests by livestock. About three decades ago the country was considered to be deficient in concentrates by 33.3% with 25% deficiency in fodder and 8% cropped area under fodder. The current picture is that deficiency in concentrates is around 47.1 % and the shortage of dry fodder, green fodder and concentrate is as high as 40% and fodder which is being cultivated in only about 4% of the agricultural land is ‘not adequate to meet the requirement of fodder in the country

While the nation is making all efforts to step up animal production on all fronts by exploiting exotic inheritance which necessitates additional animal nutrient generation and while the entire livestock population is increasing, it is most demoralising for the animal scientists in the country to find the already weak nutrient base being further damaged. India could face a huge crisis in augmenting milk production, if the acute shortage in fodder supply is not dealt with soon.

With such a high population dependent upon Agriculture, can this sector with the various constraints provide the economic safety to the rural poor? If not what are the alternatives available to the poor dependent upon Agriculture

Potential of Animal Husbandry Sector

Production

India has the largest livestock population in the world and livestock play an important role in the national economy as well as in the socio economic development by augmenting family incomes and generating gainful employment in the rural areas, particularly for the landless, small and marginal farmers and women. Seventy per cent of livestock in India is owned by 67% of small and marginal farmers and landless; they contribute 62% of total milk procurement. The use of

animal power alone is providing employment to nearly 20 million people.

Animals are food factories converting huge quantities of crop residues into valuable food. They are power houses producing enormous quantities of energy. They are fertiliser factories producing vast quantities of organic manure to protect soil health. In a country such as India, with uneconomic farm holdings and 70% cropped area under rainfed agriculture, this situation is further complicated by the vagaries of the Indian monsoons, and it is animal husbandry that provides stability to agriculture. In fact livestock constitute the drought-proof mechanism to the rain-shadow areas. Mixed farming is acclaimed the world over as the most efficient method of utilising land and also the most profitable. 50% of people in India classified as **“those living below the poverty line”** have their lives inexorably linked with livestock. To these deprived sections of society livestock programmes are **“instruments of social justice”**. Besides, crop production alone cannot produce the desired economic growth nor provide the required employment opportunities. Finally, one cannot afford to forget that **“Indian agriculture marches on the patient back of the bullock”** a situation which is not likely to change in the foreseeable future. It is equally important to appreciate that but for the stable draught power provided to agriculture through the intensive control of Rinderpest in cattle, the Green Revolution would still have been a distant dream in the country.

There is a tremendous increase in the population of crossbred cattle in the country i.e.22.8% but the indigenous cattle declined by 10.2% during the intercensal period from 1997 to 2003. The states of Tamilnadu, Maharashtra, Kerala, Uttar Pradesh, Karnataka and Punjab account for about 60 per cent of the crossbred cattle population The total cattle population has decreased by 6.9% during the period. The buffalo population has increased by 8.9%; sheep, goat and pig population has increased by 6.9%, 1.33% and 1.72% respectively. India ranks third in sheep population and second in goat population in the world. The total livestock in the country has decreased from 485.385 million to 485.002 million between 1997and 2003 showing a negligible decrease of 0.08%

With a population of 1.2 billion and GDP growth rate of nearly 8% India is emerging as one of the biggest markets in the world. In 2010-11 livestock generated outputs worth Rs 2075 billion (at 2004-05 prices) which

comprised 4% of the GDP and 26% of the agricultural GDP. The total output worth was higher than the value of food grains

Genetic Resources

Among the inputs of the livestock economy the genetic resource base is a key one and preserving traditional breeds, developed by our ancestors is a very important one. There is an urgent need to define regulations for conservation and sustainable use of animal genetic resources. Important concerns regarding this is that uniform high-performance breeds are replacing populations with broad genetic diversity, suitable for diverse use, particularly in ecologically difficult environments such as dry regions and highlands. An example of breed conservation is the one which KVAFSU has initiated with reference to Deoni breed of cattle With the fear that the Deoni breed is on the verge of extinction, efforts are on to preserve it in its purest form. Farmers in Bidar district are being educated on the importance of the breed.

Environmental Footprints

The environmental and greenhouse gas footprints in the context of livestock production need to be addressed too. Climate change and greenhouse gases make matters more complex when developing an efficient and sustainable strategy for the animal production sector. Human-induced climate change is already having a serious impact on livestock patterns and health Drought, desertification and soil degradation is impoverishing communities living in marginal lands. Ways must be found to reduce livestock emissions along the whole food value chain. Emissions from feed production, livestock rearing and from processing and transport should be decreased significantly. The implicit use of water for animal production is indeed significant and as climate change will make water availability an increasing problem, the whole livestock production sector needs to become more water-efficient, especially in the country’s dry zones. Veterinarians are also well qualified to contribute to the protection and sustainable utilization of natural biodiversity.

Demand and Taste

Demand drives the growth of the livestock sector. The consumption of animal products will be driven by changes in population size, available family income, relative food prices, taste and preferences. Recent trends

in the consumption patterns have shown a steep upward trend, especially for eggs, meat and milk. Animal production is really in the high -growth segment of the world food system compared to the staple food sector. The desired meat consumption - given today's consumption behaviour - will require at least a doubling of per capita meat supply by 2050

Eating meat and drinking milk has deep roots in human evolution and culture. The question, if people will change their taste is a very important one for the sustainability of the livestock economy and of the agricultural system. An interesting fact is that over the last few decades the prices of fruits, vegetables, bakery products, and pulses have increased more than for animal products. Apparently it is easier to increase the efficiency of animal production than to change consumption behaviour.

Current Scenario

Among the livestock sectors Dairy, Poultry and Fisheries are the major sectors contributing to economic development.

Dairy

Dairying is one of the most effective tools for generating livelihood opportunity with quickest returns. India has around 76.5 million small dairy farms with an average cattle holding of 2 animals. India ranks as the world's largest milk producer and during 2013 India broke all records with the production of 132.43 million metric tons of milk. With an annual growth rate of higher than 4%, India's milk production accounts for 17% of the total global output. The per capita consumption increased to 300 gms per day which is higher than that recommended by WHO. However with all these accolades India still is very poor in productivity with an average milk production per cow to be around 1000 litters per lactation as against 6-12,000 litters in the developed world.

Poultry

The poultry sector has undergone a paradigm shift in structure and operation during the last two decades. It has transformed itself from a mere backyard activity into a major commercial activity. India is emerging as the world's 2nd largest poultry market with an annual growth of more than 14%, producing 61 million tonnes or 3.6 percent of global egg production. The annual

growth rate of egg production is 5-8%. Apart from this, India ranks 6th in broiler production (125 billion Rupees) with an annual output of 2.39 million tonnes of broiler meat. The total poultry industry is valued at about 350 billion rupees.

Fisheries

Fishing in India is a major industry in its coastal states, employing over 14 million people. Fish production in India has increased more than tenfold since its independence in 1947. India has 8,118 kilometres of marine coastline, 3,827 fishing villages, and 1,914 traditional fish landing centres. India's fresh water resources consist of 195,210 kilometres of rivers and canals, 2.9 million hectares of minor and major reservoirs, 2.4 million hectares of ponds and lakes, and about 0.8 million hectares of flood plain wetlands and water bodies. Marine and freshwater catch fishing combined with aquaculture fish farming is a rapidly growing industry in India.

India is a major supplier of fish in the world. In 2006 the country exported over 600,000 metric tonnes of fish, to some 90 countries, earning over \$1.8 billion. Shrimps are one of the major varieties exported. In 2008 India was the sixth largest producer of marine and freshwater capture fisheries, and the second largest aquaculture farmed fish producer in the world. Fish as food—both from fish farms and catch fisheries—offers India one of the easiest and fastest way to address malnutrition and food security.

Despite rapid growth in total fish production, a fish farmers' average annual production in India is only 2 tonnes per person, compared to 172 tonnes in Norway, 72 tonnes in Chile, and 6 tonnes per fisherman in China. Higher productivity, knowledge transfer for sustainable fishing, continued growth in fish production with increase in fish exports have the potential for increasing the living standards of Indian fishermen.

As of 2010, fish harvest distribution was difficult within India because of poor rural road infrastructure, lack of cold storage and absence of organized retail in most parts of the country.

Small Ruminant Production

India has some of the best breeds of goats for meat, milk, leather and fibre production. Goats contribute 42% of meat and 3% of milk in the country with a slaughter

rate of 37%. India is one of the four privileged countries in the world which produce raw material for 'Gless Kid' leather which is the most sought after in the international market. India is also one of the few countries which are the home of the Pashmina goat famous for producing the finest and the most expensive animal fibre. India has a large population of sheep with high genetic variability, and the vast majority producing carpet wool. India produces some of the best carpet wool in the world. In the field of meat production involving Malpura, Sonadi, Nellore, Mandya and Deccani, crossing these breeds with Dorset Horn rams produced mutton synthetics capable of reaching a body weight of 30 kg at six months age with 50% Dorset inheritance under intensive feeding.

People's and Animal's Health

People's and animals' health are linked and must improve together. These are complex issues. They call for more research on zoonotic diseases, antibiotic resistance, excess consumption of livestock products, and children's nutrition and meat consumption.

Some of the biggest human killers have arisen from contact with animals – the so-called zoonotic diseases – they make up 70% of emerging and re-emerging diseases. Recent evidence suggest that HIV and AIDS, which has become one of the world's biggest killers in just 20 years, originally arose from contact with chimpanzees in southern Cameroon infected with Simian Immunodeficiency Virus (SIVcpz). Although the HIV epidemic came to light in the USA in the early 1980s, it now seems that the earliest cases may actually have been recorded in Kinshasa as long ago as 1930. One can only speculate as to whether the epidemic might have been avoided if veterinarians had been working more closely with physicians at that time. What we can certainly infer is that veterinarians are needed wherever regular human contact with wild animals presents a risk. Other frightening new zoonotic diseases have included Bovine spongiform encephalopathy (BSE) and the associated variant of Creutzfeldt Jakob Disease (vCJD), both difficult to diagnose and untreatable. More recently Avian influenza, Swine fever and Ebola has become a major concern.

What needs to be done?

With the demand for animal protein to feed the nearly 9 billion people out of which 2 billion in India, by 2050 there is an urgent need to strengthen the Animal

resources development by implementing various programmes. These include strengthening the veterinary profession by increasing the number of veterinary institutions. What happens if the science and research investments in agriculture and livestock production are stagnating? The sad answer is: food and nutrition security will deteriorate further. The science of animal production must continue to push at frontiers in animal genetics: design of breeding programs, genotype-environment interaction, genomic selection, disease resistance and support animal welfare - productivity related trade-offs.

Innovative and new technologies are required in animal production, and communicating the advantages of innovations to farmers and consumers must be an integral part of this. More cooperation among scientists, media, and policy makers is needed to make science communication more effective – not propagandistic advocacy of pro or against innovation. A strategy for the Indian livestock economy serving food security requires new technology and changing consumption behaviour. A big push to enhance livestock productivity for the country's food and nutrition security is needed now. Clearly, a seismic shift in political will is necessary to realise the ideals of the universal Millennium Declaration

Whereas employment and income generation in the Industrial sector require education and skills, it is the agricultural and livestock sector that provides tremendous job opportunities as well as income generation avenues. Whereas Agriculture is nature dependent, it is the Livestock sector which becomes the most important alternative to agriculture in the non-skilled category. No other sector can boast of success stories, in a very little time span, as has been witnessed in the Dairy and Poultry sectors. These two livestock sectors have not only put India on the world map, but also have made tremendous avenues for income generation and employment. Though not as spectacular, but equally are all the other components of the livestock sector such as draught animal power, saving crores of foreign exchange in petroleum. Small ruminants such as sheep and goats, fish, meat, wool and leather have been steadily and silently contributing significantly to the national economy. It is these sectors which hold the future of alternate income generation, poverty alleviation and resource development of our country.

** Convocation Address of the 7th Convocation of the Karnataka Veterinary, Animal and Fisheries Sciences University, Bidar on 27th September, 2014 at Bidar*



50 Years Protecting Animals During Disasters

Melissa Matlow¹, Juan Carlos Murillo² and Kathy Anzuino³



Disaster Management

Introduction:

What is a disaster?

The United Nations defines a disaster as ‘*a serious disruption of the functioning of a community or a society involving widespread human, material, economic or environmental losses and impacts, which exceeds the ability of the affected community or society to cope using its own resources*’.

For a disaster to occur there must be both a hazard and a community vulnerable to this harm. Hazards may be naturally occurring, such as earthquakes, or manmade, such as chemical spills or nuclear radiation. The vulnerability of a community will depend on a various factors such as its remoteness, income-level, access to local medical personnel, levels of food storage and whether buildings are resistant to the hazard.

Reasons for including animals in disaster management

No matter where in the world disasters strike, the survival of animals matters immensely to people, whether they are cherished members of a family living in a city or an integral part of their livelihoods.

However, these animals are often neglected during disasters, as well as within humanitarian and development policies and programs. Reasons for this include insufficient recognition and knowledge, unassigned responsibility and lack of funding and policy integration. In addition, research on the economic impact of disasters has paid little attention to the economic role that animals play in supporting human wellbeing and growth. (1)

When animals are included in disaster planning, policy and response, more lives are saved – lives of people as well as animals, and both human and animal suffering are reduced.

¹ Legislative and Public Affairs Manager, World Animal Protection Canada Regional Office. Email: MelissaMatlow@worldanimalprotection.ca ²Disaster Response Manager World Animal Protection Latin America & the Caribbean Regional Office. Email: JCMurillo@worldanimalprotection.org ³ Animal Welfare Consultant.

This article overviews the Disaster Management cycle, defining terms used and outlining the role of the veterinary profession and World Animal Protection, an NGO whose interventions when disaster strikes has helped to save the lives of millions animals since 1964.

For example, many people refuse to evacuate without their animals and will risk their lives and the lives of their families and emergency responders in order to save them. Also, loss of animals during a disaster can facilitate a second disaster in the form of long-term hunger, malnutrition, unemployment, increasing debt and aid dependency (1).

Disaster management should focus on saving livelihoods as well as saving lives. One billion of the world's population is reliant on animals for their livelihoods and seventy percent of the world's poorest people - those most vulnerable to disasters – depend on food-producing and working animals for their livelihoods and food security (2). Animals are one the most important productive assets to poor rural households, particularly to women. They are a vital economic and social asset.

These roles are often under-recognized and undervalued when attempts are made to understand the impact of disasters.

Integrating animals into disaster planning has positive long-term economic impacts that can increase the community's resilience and reduce their reliance on aid. For example, an economic analysis of World Animal Protection's response to drought in Kenya found that every dollar invested to protect animals in disaster risk reduction interventions, generated significant more value in benefits in the form of avoided losses. If the time period is extended to three years, the benefit-cost ratio increases considerably for every dollar spent (3).

This is the cumulative impact of protecting livelihoods. A similar analysis showing that protecting livestock in the immediate aftermath of a natural disaster provides high economic returns was conducted to assess the value of our response to flooding in Assam, India in 2012. It found that the short-term intervention supported \$96 worth of livestock production for every dollar spent (4).

Components Of Disaster Management

Disaster management refers to the protocol for preparing for and for responding to different disasters, thus ensuring a community is better able to cope.

Disaster management can be divided into four main components, as follows.

1. **Prevention and mitigation** - reducing the risk of the disaster happening and, if it does occur, making the effects of the disaster less severe.
2. **Preparedness** - making adaptations to prepare for a disaster where the risk of it occurring cannot be completely removed.
3. **Relief**- providing relief using emergency veterinary care, food and water.
4. **Recovery**- Examples of recovery are restoring veterinary care and providing aid, which in turn enables planning to be made for any potential future disasters.

These elements are interrelated in a cycle, rather than a linear order, as shown in diagram below.



Fig 1. Disaster Management Cycle. Adapted from: ALEXANDER, D. E. (2002): *Principles of Emergency Planning and Management*. Terra. Publishing, Harpenden, UK.

Disaster Management and the Veterinary Profession

The veterinary profession is at the core of disaster management involving animals. This role is increasingly recognised and supported by the World Organisation for Animal Health (OIE) and veterinary associations around the world.

The OIE convened its first ad-hoc group on 'Natural Disaster Risk Reduction and Management in relation to Animal Health and Welfare' in April 2014. The aim of this meeting was to develop guidelines for veterinarians, triggered by recommendations at a regional OIE meeting in 2013(5). During the 2013 meeting the OIE considered the primary responsibility of Veterinary Services for ensuring early detection and rapid response to emerging and re-emerging animal diseases and that these services must be strengthened in their entirety if they are to be prepared to face the challenges arising from globalisation and disaster hazards, including climate change and bioterrorism. They recognized there is a link between natural and technological disasters and the incidence of emerging and re-emerging animal diseases, including zoonoses. The OIE Members in the American Region viewed with concern the obstacles facing Member Countries, many of whom are under prepared to cope with disasters. They also recognize that it is cheaper to try and prevent disasters and to prepare for the consequences but that presently the Veterinary Authorities have little involvement in the prevention stage of the disaster reduction cycle. OIE recommendations included the following:

- *Whether the disastrous event is large-scale or small-scale, it is important to have a protocol to follow when it occurs.*

- *OIE Member Countries should identify and include in their priorities the human and material resources needed to avoid and reduce the impact of potential disasters on animal health and welfare.*

- *Veterinary Authorities should prepare their disaster reduction plans, including emergency plans,*

at all technical and administrative levels of the Veterinary Service. They should forge partnerships, coordinate and cooperate with other related sectors involved in disaster risk reduction and management, in particular public health authorities, in order to prevent and control zoonoses.

The OIE should support Member Countries by creating opportunities for Veterinary Service training and capacity-building on disaster risk reduction and management. They should promote the need for countries to share information and experience, with the emphasis on hazard, vulnerability and risk studies, and the development of disaster reduction plans.' (5)

Many veterinary organisations have responded to the demand from member countries for further support in this area. The American Veterinary Medical Association (AVMA), for example, has a dedicated area on their website covering Disaster Preparedness for Veterinarians (6). There are various resources here, including guidelines on Saving the Whole family and Disaster Preparedness for Veterinary Practices.

The Livestock Emergency Guidelines and Standards (LEGS) provide a set of international guidelines and standards for the design, implementation and assessment of livestock interventions to assist people affected by humanitarian crises. Several organisations, including World Animal Protection, provide training on this (7).

Veterinarians, therefore, are key personnel in disaster management. They can be involved at various levels in the process, from directly rescuing and treating animals through to rehoming them and, in some cases, humanely killing them where there is no hope of recovery or they would otherwise suffer. Veterinarians can help to organize and coordinate the relief effort for animals and advise the humanitarian organizations involved with communities on what can be done for animals. They can actively advise the authorities about the public health aspects, both when preparing for disasters and when implementing the appropriate animal control measures in response to disasters.

World Animal Protection and Disaster Management

For 50 years, World Animal Protection has been helping people help their animals during disasters.



Fig. 1 John Walsh rescuing a snake in Suriname in 1964

It all started in 1964 when the construction of a large hydro-electric dam flooded a jungle in Suriname. The wild animals that inhabited the area were left to starve. When the government of Suriname asked World Animal Protection assistance, they immediately deployed John Walsh from their US office to respond. John quickly assembled a team of 50 local villagers and ultimately rescued 10,000 animals; relocating them to a national park. That challenging yet rewarding experience caused John to devote much of his life to helping animals in disasters and train some of the veterinarians that still work with us today like Dr. Juan Carlos Murillo, a veteran vet with close to twenty years helping animals in distress. Juan Carlos was a Dr. Juan Carlos Murillo was a volunteer firefighter whilst studying veterinary medicine. Witnessing the pain animals experienced when burned in fires with little or no possibilities to treat them appropriately, influenced his decision to work in disaster zones. With John Walsh as a mentor, he trained and developed his skills working in earthquake and war zones. He has delivered relief operations around the world, lending a caring hand to animals and people affected by different disasters, including hurricanes, tsunamis, volcanic eruptions, landslides, floods, typhoons and droughts.

World Animal Protection has 24 full-time trained staff situated in key locations around the world who are able to respond to a disaster at a moment's notice. They deliver immediate global emergency response for animals as well as work within all stages of the disaster cycle shown above.




Fig. 2 John Walsh and Juan Carlos Murillo treating injured puppies in response to the El Salvador 2001 earthquake

The following are some examples of how World Animal Protection integrates animals and animal welfare into the disaster cycle.

Preparedness

When the short-term emergency response ends, communities benefit from help to recover and prepare for the next disaster. Long term solutions that help people and animals alike are developed.

World Animal Protection works to ensure that all of the resources and services that may be needed to help communities cope with the effects of a disaster can be rapidly mobilized and deployed. This stage of the disaster cycle includes everything from mapping out where the critical populations of animals are located and developing contingency plans for different hazards through to planning safe evacuation routes and destinations and ensuring storage facilities for feed, water and veterinary medicines.

Another vital way to help communities better protect their animals during disasters is to build local veterinary capacity and skills. For that reason, the Costa Rican Disaster Management team led by Gerardo Huertas, established a task force comprising senior veterinary students who were trained to respond to different types of disasters. In partnership with the veterinary faculty at the National University, the first Veterinary Emergency Response Unit (VERU) was established in 2008 and has already responded to droughts, floods, volcanic eruptions and earthquakes. Training programs for emergency response vets are now available in other areas of Central and South America, Asia and India and in 2013. Vets are trained to respond to disasters and to analyze risks and provide

preparedness solutions so that more animals will be protected during future disasters.

Response – Relief and Recovery



Fig. 3 In response to Typhoon Haiyan which struck the Philippines in 2013, some of the veterinary training occurred on mountain bikes. With many roads damaged by the typhoon, alternative modes of travel were needed. Trained vets on mountain bikes can reach animals in distress even after roads have been washed away,

This stage is about saving lives in the initial days and weeks following a disaster. Providing veterinary care, feed, water, multivitamins and mineral supplements to the animals that survive the disaster is a typical part of our disaster response. It helps ensure the animals' long-term survival and helps prevent the spread of disease.



Fig. 4 Dr Akash Maheshwar examines a dehydrated water buffalo calf at a cattle camp set up by the Maharashtra Government, 2013.

When Maharashtra, India was affected by drought in 2013, World Animal Protection worked with the government to provide mineral blocks and netting to shade the animals. This may seem like a simple measure but it sustained the health, welfare and productivity of 9,000 cattle and buffalo. The government was encouraged to adopt this approach in all of the camps across the state.

Without cattle and buffalo to draw the ploughs in Myanmar (Burma), local farmers would be unable to plant deep water rice for the imminent monsoon season. When Cyclone Nargis struck the country in 2008, the needs assessment identified the potential risks to the rice crops but missed the importance of livestock within that farming system. Half the livestock population died and this meant a significant loss of draught power, which led to failed harvests. Our disaster response team immediately prioritized the welfare of the surviving draught animals to help avert a second disaster in the form of severe food shortages and loss of income. We provided emergency concentrated feed and vitamin supplements, treated the animals' injuries and vaccinated them against seasonal diseases. This convinced the government of the need to address humanitarian and animal welfare concerns in an integrated disaster plan.

Recovery

Recovery is all about bringing life back to normal and rebuilding what was lost during the disaster such as livelihoods and food security. Recovery can start within days of the event and can last several months. Protecting a community's livestock accelerates the community's recovery from the disaster. It is also important to rebuild the farms, shelters, veterinary clinics and laboratories. World Animal Protection takes the "build back better" approach and rebuilds with an aim to mitigate the risks of future disasters, which links this stage of the disaster cycle with the next one.



Fig. 5 Model disaster-proof shelter built in the Western Visayas Region of Philippines.

When Typhoon Haiyan struck the Philippines in 2013, World Animal Protection worked with the local community to rebuild a farm damaged by the storm. Instead of building a similar farming system they worked with the local community and university to create a model disaster-resistant farm. With a detachable roof

and underground shelters, the new farm is more resilient to disasters. Unlike most farms, where the animals are kept in intensive confinement on hard floors, the newly introduced pigs and chickens are free to move and behave naturally on a compostable deep litter floor.

Mitigation

This stage is about reducing the impact of a disaster. After two years of drought in Chihuahua, Mexico, World Animal Protection worked with the local community to mitigate the risk of future droughts and the impacts of climate change. Together they planted indigenous cacti as an emergency food source and built wells and a bore hole to provide water for the animals and to irrigate cactus plots. Inspired by the sand dams that they had seen in Northern Kenya, World Animal Protection advised on the construction of retention ponds to collect rainwater run-off. These simple solutions saved the lives of 2,500 animals and helped ensure long-term food and economic security for 220 families, who will be more resilient when the next drought occurs.

Summary

Including animals in disaster management planning will greatly improve the welfare and survival of both animals and humans when disasters strike. Veterinary surgeons have a key role to play in this process.



Fig. 6 World Animal Protection staff vet, Dr. Sergio Vasquez, with one of the local stakeholders in Chihuahua, Mexico. Partnerships with local government and stakeholders were key to the success of this project.

World Animal Protection delivers expert emergency response and world-leading risk reduction and preparedness planning and training. In 2013, they helped more than one million animals and their owners in response to 14 different disasters in 11 countries. By integrating animals into government-led disaster response networks, they aim to protect millions more animals and the people who depend on them. It is currently working with the governments of Australia,

Colombia, Costa Rica, India, Dubai and Mexico to integrate animal welfare in disaster planning.

For further information visit

worldanimalprotection.org
oranimalsindisasters.typepad.com, or contact James Sawyer, Disaster Management Campaign Director
JamesSawyer@worldanimalprotection.org or the authors of this paper.

References

1. Campbell, R and T. Knowles. 2011. The economic impacts of losing livestock in a disaster. Melbourne: Economists at Large. <http://www.ecolarge.com/wp-content/uploads/2012/06/Ecolarge-LivestockDisasterEconomics-Final.pdf>
 2. FAO. 2009. The state of food and agriculture: Livestock in the balance. Rome: FAO. www.fao.org/docrep/012/i0680e/i0680e.pdf
 3. Knowles, T. 2013. Cost-benefit analysis of WSPA's Mwingi Intervention in Kenya. Melbourne: Economists at Large. <http://www.neat-network.eu/sites/neat-network.eu/files/CBA%20of%20Mwingi%20Operation%20-%20Ecolarge.pdf>
 4. Campbell, R and T. Knowles. 2014. Benefit-cost analysis of WSPA's Dhemaji Intervention in Assam, India. Melbourne: Economists at Large. [http://www.neat-network.eu/sites/neat-network.eu/files/Economists%20at%20Large%20\(2014\)%20A%20benefit-cost%20analysis%20of%20WSPAs%202012%20Intervention%20in%20the%20Dhemaji%20district%20of%20Assam%20India.pdf](http://www.neat-network.eu/sites/neat-network.eu/files/Economists%20at%20Large%20(2014)%20A%20benefit-cost%20analysis%20of%20WSPAs%202012%20Intervention%20in%20the%20Dhemaji%20district%20of%20Assam%20India.pdf)
 5. OIE recommendation Adopted by the OIE Regional Commission for the Americas on 29 November 2012 and endorsed by the World Assembly of Delegates of the OIE on 30 May 2013. http://www.oie.int/fileadmin/Home/eng/About_us/docs/pdf/A_REC0M_2013.pdf
 6. <https://www.avma.org/kb/resources/reference/disaster>
 7. <http://www.livestock-emergency.net/>
- This introduction to this article is partly based on: Module 29 'Veterinary Disaster Management' of the World Animal Protection Concept in Animal Welfare - a comprehensive online training course available in several languages for free download on Animal Mosaic. (<http://www.animalmosaic.org/education/tertiary-education/advanced-concepts-in-animal-welfare/default.aspx>)



Book & Journal Programme



Dr. Jeff Cave

The CVA Book Programme is coordinated by Dr. Jeff Cave

CONTACTS:

Dr. Jeff Cave
Department of Primary Industries
1 McKoy Street Wodonga
Victoria 3689, Australia
E-mail: jeff.cave@dpi.vic.gov.au
Tel: (66 0) 2 6043 7958 (O)

The CVA Book Programme is coordinated by Dr. Jeff Cave in Australia. Books are donated by veterinarians in Australia and New Zealand, all of whom are thanked for their generosity, without which the programme would not exist. They are available for distribution free of charge to graduate veterinarians in CVA member countries in good standing. Priority is given to requests from institutional libraries, such as veterinary schools and veterinary associations, and requests from individuals are met as funds permit. Postgraduate students are encouraged to submit their requests through the librarian at their institution, to ensure that the books will be widely available. Because

of budgetary constraints and steeply rising mailing costs, the number of books which can be shipped is normally restricted to up to 20 titles for institutions, and up to 5 titles for individual veterinarians in any one year. Individual veterinarians are encouraged to share their books with colleagues in their area if possible.

Requests for books should indicate the required subject areas and/or preferred titles where possible, and they should include the mailing address to which the books should be sent. The latter should be abbreviated as much as possible in order that it may be accommodated in the limited space provided on the customs declaration. It is suggested that those wishing to submit a request should first obtain a copy of the current inventories of books available by contacting, preferably by e-mail, Dr. Cave (see above for contact information). Shipments are made by surface mail, and may take several months to reach their destination. The recipients are requested to acknowledge the safe arrival of the books.

During the period January – December 2014, from Australia and New Zealand, 160 books were sent to 9 different countries as follows: Zambia 91, Tanzania 21, Nigeria 13, Zimbabwe 11, Bangladesh 6, Malawi 5, Pakistan 5, Papua New Guinea 5 and South Africa 3.

The current inventory in Australia and New Zealand comprises nearly 650 books with over 450 different titles. Most of the books were published during the last 20 years; older texts, for which more recent editions are available, are discarded each year. Most areas of veterinary medicine are covered.

January 2015

JEFF CAVE
Coordinator – CVA Book Programme

6th Pan Commonwealth Veterinary Conference

The 6th Pan Commonwealth Veterinary Conference of the Commonwealth Veterinary Association and 27th Conference of Veterinary Association of Malaysia (VAM) will be held from 23th – 27th March 2015 at Hotel Royale Chulan, Kuala Lumpur, Malaysia.

The theme of conference is “*Providing Holistic Solutions to Changing Global Challenges: Threats and Opportunities for Veterinarians*”.

The conference will cover topics including one health, neglected zoonoses, livestock health and welfare, food security, education, antimicrobial resistance and the human animal bond.

This conference will provide many opportunities to learn, share and network with acclaimed veterinarians from all Commonwealth and non Commonwealth countries of the world. The Conference is expected to attract more than 400 delegates.

The Scientific Programme which is being developed by the Scientific Committee under the Chairmanship of Prof. Dr. Mohd Hair Bin Bejo, Dean, and Faculty of Veterinary Medicine Universiti Putra Malaysia will include - International and Regional Speakers; Lectures, Plenary Sessions and Free Papers and Poster Presentations; and Pre- & Post-Congress Workshops in Livestock and Small Animal Medicine.



The Fund

This fund has been established by the Commonwealth Veterinary Association (CVA) in conjunction with the Commonwealth Foundation to honour the contributions made by Mr. John Anderson and Dr. L.P.E. Choquette in establishing and promoting the activities of the Commonwealth Veterinary Association.

Financial support to match the funds contributed by the Commonwealth Veterinary Association and the several national and local veterinary associations throughout the Commonwealth may be provided by the Commonwealth Foundation.

1. Purpose

Its purpose is to provide financial assistance to:

1. Veterinarians who are members in good standing of their respective national associations to undertake short term study visits to schools, institutions or to undertake short term study courses in veterinary medicine, animal production or related areas in other Commonwealth countries.
2. Animal Health Assistants recommended by the appropriate CVA Council Member and Regional Representative, to undergo further short-term training at a school or institution in another Commonwealth country.

It is expected that such visits will promote professional and para-professional contacts and provide grantees with new knowledge and expertise in their respective fields of interest. Study proposals which will directly benefit the rural poor and disadvantaged will receive sympathetic consideration. All proposals will be expected to describe how they will benefit the home institution, veterinary organization and community. The visit is also expected to result in a broadening of cultural experience and horizons and to promote Commonwealth understanding.

2. Guidelines

1. Grants will be limited to persons with field experience and not holding senior positions.
2. The awards are not normally available for University academic or research staff.
3. Preference will be given to related regions with 'south-south' movements being encouraged. In exceptional cases, visits to institutions outside the regions qualifying under south-south arrangement will be considered as long as the cost of the visit does not exceed the allocated fund award (Aus \$ 3000). In exceptional circumstances and where approved by the President grantees may receive training in a non-Commonwealth country within that Region.
4. The study period should be preferably between 2-3 weeks.
5. Awards will normally be distributed equally amongst Regions, however, on occasion, the President may authorize additional awards to a particular Region in any one year.
6. The study visits will be financed at a maximum of Aus \$ 3000 including a prepaid air ticket for the least expensive and most direct route.

7. Grants are provided only for periods of concentrated study or training on a particular topic or activity and cannot be made for attendance at conferences, meetings etc., nor to underwrite a tour of visits to a number of institutions.
8. A report must be submitted to the Secretary CVA within three months of the completion of the study visit. At the completion of the study visit, the participant must receive a letter of release, which should clearly indicate duration of stay, and satisfactory completion of course. The letter should also confirm that at the time of departure, the participants have not left any debts unsettled. This requirement must be conveyed by the Regional Representative or Programme Director to the host institution before arrival of participant.
9. It will be necessary for the host institution to agree to assist in arranging suitable accommodation etc. affordable by the applicant.
10. Grantees will be expected to give one or two lectures at the host institution or veterinary association on aspects of animal health and production activities in their home country. These lectures should emphasize how their studies in the host country will benefit the rural poor and disadvantaged as well as their impact upon the environment.
11. These lectures and the discussions of topics, both professional and social, with the staff of the host institution or veterinary association will serve to further the aims and objectives of the Commonwealth Veterinary Association.

3. Applications

- i) There is a set Study Application Form/Application. Forms are available from the CVA Secretary, or through the CVA Website.
- ii) Applications should be submitted to the appropriate Regional Representative for processing, at least 6 months prior to the proposal visit.
- iii) The applicants should provide the following:
 - a) A complete curriculum vitae to the Regional Representative
 - b) Two passport size photographs
 - c) A letter of acceptance from the person who will supervise the study program in the host country
 - d) Evidence that the study has the support of his/her home institution or national association

4. Administration

- i) The Study Application Form with supporting documents must be sent to the appropriate Regional Representative
- ii) The Regional Representative will review the application and make a recommendation to the Secretary, CVA.
- iii) The Secretary, CVA will make a recommendation to the CVA President, who will make the final decision.
- iv) The Secretary, CVA will then inform the Regional Representative who will inform the candidate.

Last date of submission of request to Council Members/Reg. Rep. is 30th Oct. 2015. RRs to submit their recommendations before 30th Nov. 2015 to the Secretary, CVA.



News

The World Organisation for Animal Health (OIE) and the World Customs Organisation (WCO) call for a reinforced collaboration

Dr Bernard Vallat, OIE Director General, and Mr Kunio Mikuriya, WCO Secretary General, met at WCO Headquarters in Brussels on 15 January 2015. The objective of this high level meeting was to explore ways to strengthen the existing cooperation between the two organisations, in particular in the context of the newly adopted Trade Facilitation Agreement of the World Trade Organisation (WTO). The meeting was very cordial and the OIE Director General and WCO Secretary General underlined their shared vision on topics related to the legitimate and safe trade of animals and animal products but also of veterinary medicinal products. The percentage of counterfeit veterinary drugs can reach 80% in some countries– playing a dangerous role in global antimicrobial resistance when it comes to counterfeit antimicrobials -, and the Customs are crucial allies for the detection and seizure of these products. There was also a lot of resonance to what each organisation was respectively doing in the fields of biothreat reduction and biodiversity preservation (fight against environmental crimes; control of invasive alien species). More generally speaking, the OIE Director General and WCO Secretary General emphasized the need for the national Customs Administrations and Veterinary Services to work hand in hand at field level for improved border security, underpinned by good governance practices including transparency and



Dr Bernard Vallat, OIE Director General, and Mr Kunio Mikuriya, WCO Secretary General, met at WCO Headquarters in Brussels on 15 January 2015

integrity. Joint OIE-WCO capacity building activities will be designed to put into practice coordinated border management and thereby operationalize some important provisions of the WTO Trade Facilitation Agreement. A work will also be conducted to compare standards, tools and data sets and make the best use of each organisation risk management system with a view to moving goods in cross-border trade more securely while at the same time reducing the administrative burden of private business operators. (Mr Mikuriya will be OIE Guest of Honor during the opening of the 83rd OIE General Session of the World Assembly of 180 Member Countries Representatives, on May 24 in Paris).

Bovine TB vaccinations and minimising 'false positives'

Bovine tuberculosis is a major economic disease of livestock worldwide. Despite an intensive, and costly, control program in the United Kingdom, bovine TB persists. Currently, vaccinating cattle with the human vaccine *Mycobacterium bovis* bacillus Calmette-Guérin (BCG) offers some protection in cattle, but is currently illegal within the European Union (EU) due to its interference with the tuberculin skin test; the cornerstone test for surveillance and eradication strategies.

According to research in *PLOS Computational Biology* new diagnostic tests are needed to make bovine TB vaccination viable. The study further recommends that the number of false positives from these tests must be below 15 out of every 10,000 cattle tested.

Vaccination for the control of bovine tuberculosis in cattle is not currently used within any international control program, and is illegal within the EU. Currently, there is no gold standard test to diagnose TB in cattle. Cattle that test positive are slaughtered immediately and therefore have rarely developed any physical signs - in fact, only around a half of animals examined post-mortem show physical signs of infection even if they are, indeed, infected.

For vaccination to be feasible economically and useful within the context of European legislation, the benefits of vaccination must be great enough to outweigh any increase in testing. DIVA tests open up the opportunity for the use of BCG within current control programmes.

Strict biosecurity and management at farm level are the most effective measures to prevent Porcine Epidemic Diarrhoea (PED)

In response to recommendations arising from the World Assembly of delegates to the 82nd General Session held last year, the OIE convened a high level scientific *ad hoc* Group of international experts, concerning the global occurrence of PEDv, which was subsequently endorsed by the OIE Scientific Commission on Animal Diseases at their meeting in September. The *ad hoc* Group, exchanged views on the current global occurrence of PED, the most recent scientific findings, and possible research priorities. Their conclusions were reflected in a technical information sheet prepared to inform the global

community.

PED is a contagious viral disease of pigs caused by a coronavirus and clinically similar to other forms of porcine gastroenteritis. In endemic countries, the impact is low. However PED can cause high morbidity and mortality in populations newly exposed to the virus, and hence, results in potentially significant economic losses. There have been increased occurrences described in newly infected countries since 2011, with a rise in the number of cases in 2013 and 2014, notably, in the USA, in Canada, Japan, Mexico and the Chinese Taipei.

OIE Experts Review Current Knowledge On Ebola Virus Disease

The World Organisation for Animal Health (OIE) has issued a technical information sheet on Ebola virus disease outlining epidemiological observations and scientific knowledge of the disease including the animal reservoir.

The OIE technical information sheet on Ebola virus disease has been prepared and reviewed by internationally regarded scientific experts, including experts from OIE global Reference Centres and Working Group on wildlife, and was subsequently endorsed by the OIE Scientific Commission on Animal Diseases.

Ebola virus disease (EVD), also known as Ebola haemorrhagic fever is a severe contagious disease affecting humans and non-human primates, such as gorillas, chimpanzees and some other monkeys. It mainly occurs in the Central and West African regions and can be transmitted to humans from an infected animal or human. Hence, Ebola virus disease is a zoonosis and poses significant threats to public health by causing hemorrhagic fever outbreaks in humans with a high case fatality rate. At present, there is no licensed therapeutic or vaccine for humans. Experimental drugs and vaccines are being developed.

The virus was reported again in humans at the beginning of 2014 in Guinea and then Liberia. It has since then spread to Sierra Leone and most recently to Nigeria to become the largest Ebola outbreak in history and the first in West Africa. In August 2014, the WHO declared the outbreak as an international health emergency. An unrelated outbreak was also reported in Democratic Republic of Congo (DRC).

Although the strain causing the current outbreak has resulted in an unprecedented number of fatalities, the

initial source of the virus remains unclear. However it is likely that the initial introduction to the human population was from a wild animal source to a single person. The disease is now being transmitted between humans and there is no evidence that animals continue to play a role in spreading the virus.

Field studies and epidemiological surveys demonstrate that the natural reservoir hosts for this virus may be fruit bats, without showing clinical signs. These results still need to be further investigated.

Ebola is most likely initially transmitted from animals such as bats and non-human primates to humans through hunting and collection of sick or dead wild animals and handling or consumption of uncooked bush meat. In rural areas fruit bats are a popular source of forest meat for humans and are prepared by hand to be dried, smoked and/or cooked. Infection could also be transmitted to humans by handling or consumption of forest fruits contaminated with bat saliva or faeces in affected areas. Therefore the OIE is in full accordance with World Health Organization (WHO) recommends to avoid contact with wild animals, including bats, monkeys and rodents, in affected areas.

The OIE encourages the national Veterinary Services of the countries affected to remain vigilant and develop their involvement towards wildlife. In collaboration with OIE experts, it will continue to work and regularly update guidance to its Members and the public on this disease. ●

CVA Treasurer Dr. Peter Thornber Honoured



The award of the 2014 University of Queensland Gatton Gold Medal, bestowed by the Senate of The University of Queensland has been awarded to Dr. Peter Thornber, Treasurer of Commonwealth Veterinary Association

The UQ Gatton Gold Medal is awarded in recognition of a graduate who has achieved outstanding success or honour in, or has made and continues to make an outstanding contribution to, a vocation in an area relevant to UQ Gatton. The medal was awarded to Dr. Thornber at the Ceremony held on 17th December 2014 at Gatton, Queensland.

Building on his first degree by earning a Bachelor of Veterinary Science from The University of Queensland, Dr Thornber immersed himself in international experiences. Amongst other things he worked on tuberculosis and brucellosis eradication in the Solomon Islands, and filled veterinary posts in Swaziland and the United Kingdom.

Returning to Australia in the 1980s, he completed a teaching qualification and worked in vocational education and training, then entered the Australian public service. There he held a series of positions that influenced national and international regulations, policies and structures affecting animal health and welfare, and biosecurity. When he retired in July 2014, he was Director of Australian Animal Welfare Strategy and Communications.

He wrote Australia's Animal Welfare Strategy in 2003, and continued to oversee its implementation for more than a decade, a period which included agreement by all Australian jurisdictions on uniform model regulations for the land transport of livestock, and planning for animals in natural disasters.

As Acting Deputy Australian Chief Veterinary Officer in 2007, he played a leading role in Australia's successful eradication of equine influenza.

Dr Thornber's international engagement continues. For instance he is the appointed expert regional member of the Permanent Animal Welfare Working Group of the OIE, honorary Treasurer of the Commonwealth Veterinary Association of 54 countries, and President of the animal welfare specialist veterinarians in the Australia New Zealand College of Veterinary Scientists.

His many accolades include three Australia Day achievement awards, the prestigious Australian Veterinary Association President's Award, and a Gatton Distinguished Past Students Award.

The President and Members of the Executive Committee

of

Commonwealth Veterinary Association

Wish all our Members a very

Happy and Prosperous New Year

Regional Conference for the Middle East and North Africa Facilitation of International Competition Horse Movement Dubai (UAE), 29 Sept. – 1 Oct. 2014

A New Concept of “High Health, High Performance Horse”



The opening ceremony took place under the presence of, from left to right: M. John McEwen, 1st Vice-President of the FEI; Khalid bin Abdullah Al-Khalifa, Chairman of group VII – FEI; Dr Monique Eloit, Deputy Director General of the OIE, H.E. Dr. Rashid Ahmed bin Fahed, Minister of Environment and Water of the United Arab Emirates, Mohamed Ahmed Abdel Aziz ALShehhi, Board member of Emirates Racing Authority; and Dr Ghazi Yehia, OIE Regional Representative for the Middle East.

The Regional Conference for the Middle East and North Africa of the World Organisation for Animal Health (OIE), officially opened by H.E. Dr. Rashid Ahmed bin Fahed, Minister of Environment and Water of the United Arab Emirates, has brought together a diverse expert group of public and private representatives interested in the health and welfare of the horse. The objective was to discuss and identify possibilities to harmonise the existing regulations regarding the movements of International Competition Horses in order to facilitate their temporary exportations and importations, in line with OIE standards and the new concept “High Health, High Performance (HHP)” for horses.

This Conference would not have been possible without the extremely valued commitment of the

Ministry of Environment and Water of the United Arab Emirates (UAE) and the Emirates Racing Authority (ERA). Several sponsors also brought a significant support, namely the Fédération Équestre Internationale (FEI), the International Federation of Horse Racing Authorities (IFHA), and The Meydan Group. The participants have deeply thanked the UAE Authorities for hosting the Conference in the prestigious facilities of the Meydan Hotel in Dubai.

International equestrian events have gained economic and social importance over the past decade, with many thousands of events and races each year globally. This evolution has led to increased trans-boundary movement of competition horses. These temporary exportations and importations of horses for international competitions can pose a challenge to countries’ regulatory framework for veterinary certification. In order to address these constraints, the OIE, the FEI and the IFHA have formed a public-private partnership to develop the “high health, high performance horse (HHP)” concept. The essential aspect of this concept is the creation of a sub-population of “high health, high performance” horses, with special sanitary characteristics that will allow their safe international temporary movement.

Since 2012, the work of an OIE expert group, which brings together equine disease experts, Government and public representatives for equine disease regulatory matters and OIE experts, has led to a new chapter in the OIE Terrestrial Animal Health Code, adopted by the 180 OIE national Delegates in May last year (chapter 4.16). Biosecurity guidelines were developed too, for the management of the HHP subpopulation at home stables, during travel and at the venues of international events, and for the establishment of Equine Disease Free Zones “EDFZs” or compartments, at international venues.

To identify the concrete nature of the challenges to the movement of competition horses, and facilitate the implementation of the HHP concept at Regional level, the conference in Dubai has gathered government representatives and veterinary specialists from over 19 OIE Member Countries in the Middle East and North Africa who deal with horse import/export requirements, and representatives of the FEI's National Federations and of National Racing Authorities. A number of observer countries that cooperate with this region on exchanges of horses have also been invited.

The countries in this region that belong to the Gulf Cooperation Council (GCC) have already engaged in the promotion of regional harmonisation by agreeing on a temporary multi-movement health certificate, which closely mirrors what the HHP concept tries to achieve at a global level. The Meydan stables are also a flagship facility and the biosecurity protocols applied there are exemplary, and protocols from its facilities have often served as the reference.

However, the review of existing import regulations in the region has clearly revealed their diversity, and has led to proposals for harmonisation of regulations

in the region for temporary importation of horses for the purpose of competition. The establishment and follow-up of the HHP horse sub-population within countries has also been discussed. The critical importance of Veterinary Services, and their reliable health certification in accordance with OIE Standards was emphasised. Furthermore, the new concept of the Public-Private-Partnership approach, in which the equine industry bodies of the FEI and IFHA working closely with the Veterinary Services, was endorsed by the participants.

The Conference in Dubai for the Middle East and North Africa region was the 3rd of its kind and follows the Conference held for the Americas in Panama in 2012, and for Asia, the near East and Oceania in Hong Kong in February this year. Following this last meeting, the Asian Games, which are currently ongoing in Incheon, Korea, have allowed to field test some of the HHP principles, particularly the EDFZ and a waiver to quarantine requirements pre-export and post-arrival. This has allowed an increase of the number of participating countries by 100% as compared to the last Asian equestrian Games held in Korea

CVA President Elected as Council Member of the World Veterinary Association



Dr.S.Abdul Rahman President of the CVA has been elected to the WVA Council under the International Organisations category in which six organisations namely, Federation of Asian Veterinary Associations (FAVA), Federation of Veterinarians of Europe(FVE),African Veterinary Association (AVA), Euro-Arab Veterinary Association (EAVA) Pan American Association of Veterinary Sciences (PANVET) are represented.

Dr. Rene Carlson of USA has been elected as President Prof.Achariya Sailasuta, Secretary FAVA and former President Thai Veterinary Medical Association has also been elected as the Council Member representing Asia along with Dr.Huur of South Korea.



INDIA

National Workshop On Rabies Awareness And Celebration Of World Rabies Day

A “National Workshop on Rabies Awareness and Celebration of World Rabies Day” was organized by Department of Veterinary Microbiology of the College of Veterinary Science & Animal Husbandry, Anand Agricultural University, Anand, Gujarat State, India, on 28th September 2014, in collaboration with Department of Animal Husbandry, Gujarat State, Gandhinagar. About 200 persons including delegates/invitees/speakers including class I and II officers of the Gujarat state animal husbandry department, field veterinary officers, dairy veterinarians, faculty of veterinary colleges of the state, medical faculty and postgraduate students attended the Workshop. Dr. M. K. Jhala, Professor & Head, Veterinary Microbiology Department of the College, was the Organizing Secretary, who apart from the important lectures by the invited speakers, also arranged unique practical demonstrations on Rabies diagnostic tests at his laboratory as well as of brain sample collection for the benefit of the participants.

Hon’ble Vice Chancellor of AAU, Dr. N. C. Patel presided over the Inaugural function; Dr. A. J. Kachhiapatel, Director of Animal Husbandry, was the Chief Guest and Dr. M. C. Varshneya, Hon’ble Vice Chancellor of Kamdhenu University, Gandhinagar; Dr. A. A. Patel, Hon’ble Vice Chancellor of SDAU, Sardarkrushinagar and Dr. S. Abdul Rahman, President of Commonwealth Veterinary Association, Bangalore, were the Guests of Honour. Dr. Rahman delivered the Key-note address on “Towards Sustainable Prevention of Rabies at Source: Case Report India”. During the Technical Sessions, four Lectures on various aspects of Rabies were delivered by Dr. S. K. Isloor, Incharge, Rabies Diagnosis Laboratory, Veterinary College, Bangalore; Dr. K. S. Prajapati, Professor & Head, Pathology; and Dr. M. J. Dave, Deputy Director, A. H. Department, Gandhinagar. The lectures and the practical demonstrations on diagnostic aspects of Rabies as well as brain sample collection for Rabies diagnosis were very much appreciated by the participants, who opined that these neglected aspects at the field level were properly addressed. The workshop helped in creating

awareness especially for the field veterinarians, who gained confidence for sending the samples in future for diagnosis. A video film covering various aspects on Rabies and charts highlighting the significance of Rabies and its control were also displayed during the Workshop. A compendium with lectures from the invited speakers and the FAQs of Rabies was also released during the function and distributed to the participants.

NEPAL



New CVA councillor of Nepal

Dr. Umesh Dahal, General Secretary of Nepal Veterinary Association, has been appointed as the new CVA Councillor of Nepal. He graduated in 2003 with a degree of BVSc and AH and later obtained his Masters in Medicine in 2013. Presently he is a Senior Veterinary officer in the Department of Livestock Services of Nepal and also working as a Poultry Consultant. He has participated in various training programmes on Food Hygiene and Safety. He has also worked as an Assistant Professor at Himalayan College of Agricultural Sciences and Technology and as a Veterinary Officer under different section and branches of Department of Livestock Services from June, 2006 to April 2012. He has participated in different Workshops, Seminars and Animal Health and Infertility Camps organized by different Institutions.



Australasia Oceania

NEW ZEALAND

New CVA Councillor of New Zealand



Dr. Deborah Kirton, has been appointed as the new CVA Councillor of New Zealand. She replaces Dr. Helen Beban.

Dr. Kirton is a Senior Small Animal Veterinarian, Pet Vet in Wellington. Starting her career as a mixed animal vet in Napier, she has worked as a small animal Veterinarian in Wellington and as a locum in England and in St. Lucia, West Indies. She has also worked as a Voluntary Veterinarian in the Dept. Of Agriculture in Niue, South Pacific.

Over the past 15 years she has worked in large and small animal practices; acting as a first opinion clinician as well as in a referral capacity. She has designed a national canine census and vaccination programme; volunteered in the Pacific and Caribbean; provided locum services in the UK; been published in *Vetscript*; successfully secured medicinal donations from New Zealand drug companies for use in the development of veterinary care in Niue. She has further studied in Australia in ultrasound and is currently sitting ANZCVS Membership Examinations in Veterinary Emergency Medicine and Critical Care.

18th FAVA Congress 28-30 November, 2014 Marina Bay Sands, Singapore

The 18th Federation of Asian Veterinary Associations Congress (FAVA) was held from 28 to 30 November 2014 at the Sands Expo & Convention Centre in Singapore. It was hosted by the Singapore Veterinary Association and attracted many veterinarians from over 28 countries including Australia, Bhutan, China, Egypt, Hong Kong, India, Nepal, Turkey and the Philippines. All who attended benefited from the lively exchanges.

The congress featured keynote lectures, breakout sessions, interactive forum discussions and even hands-on workshops – Endoscopy and Echocardiography were held prior; Fish Medicine, Dentistry and Acupuncture were held after the conclusion of the congress.

The congress theme “The Rise of the Asian Veterinary Profession” offered delegates the opportunity to have access to quality education at both the graduate & undergraduate level. Various streams

covering a wide range of topics including neurology, dentistry, pathology, disaster management, Animal Welfare etc. helped ensure something for just about everyone.

Additionally, the commercial exhibition which ran concurrently over 3 days attracted nineteen (19) exhibitors, and received strong support from industry partners including Merial, Zoetis, World Animal Protection and the World Organisation for Animal Health.

Delegates were also given opportunities to network with colleagues at the Welcome Reception on 28 November, the Gala Dinner on the 29 November and lastly during the closing ceremony on 30 November.

The next 19th FAVA Congress will be held in Ho Chi Minh City, Vietnam in 2016.

CANADA

Canadian Veterinary Medical Association News

The CVMA President's Award is given from time to time to recognize an individual member for his/her exceptional contributions and devotion to the association. Recipients are selected by the President and the CVMA Executive Committee. This year the award was given to Dr. Joël Bergeron. Dr. Joël Bergeron was honoured with the Canadian Veterinary Medical Association (CVMA) President's Award for his ongoing commitment to the veterinary profession through his veterinary practice and while serving on many notable boards and associations.

Dr. Bergeron is the current president of l'Ordre des médecins vétérinaires du Québec and has held that position for the past six years. He has also been the vice-president for two years and four years as president of Académie de médecine vétérinaire du Québec.



Dr. Bergeron (left) receiving the award from Dr. Jim Berry

Dr. Patricia Turner has been honoured with the Canadian Veterinary Medical Association's (CVMA) Humane Award for her national and international efforts to improve the understanding and care of laboratory animals. "We are pleased to honour Dr. Patricia Turner with the CVMA Humane Award for her commitment to the synergies achieved through high quality animal welfare and science," says Dr. Jim Berry, 2013-14 CVMA President. "Her distinguished career shows her drive to make decisions and recommendations for

matters that impact the care and use of laboratory animals." Dr. Patricia Turner is a laboratory animal veterinarian and pathologist who also teaches comparative medicine and pathology, and animal welfare to veterinary and graduate students at the Ontario Veterinary College where she is also an associate faculty member in the Campbell Centre for the Study of Animal Welfare and past Chair of the University of Guelph Animal Care Committee.



Dr. Patricia Turner (left)

Two CVMA members were honoured with Life Memberships this year.

Dr. Clayton Mackay, a veterinarian graduating from Ontario Veterinary College (OVC), is known for being a leader, pioneer and teacher for many generations of veterinarians. He entered private practice after graduation and became a partner in MacKay Animal Clinic. In 1993 he returned to the veterinary teaching hospital at OVC as their Director. From 1997 until 2010, he also served as the Canadian Director of Veterinary Affairs for Hill's Pet Nutrition Inc.. Dr. MacKay has been a welcomed public face of the veterinary profession with regular appearances in newspaper columns, on all major Canadian TV networks and serving as the Canadian Broadcasting Corporation's veterinary expert on Radio Noon in Toronto from 1986 to 1998.



Dr. Clayton Mackay (right) receiving the award from Dr. Jim Berry



Dr. Duane Landals (right) receiving the award from Dr. Jim Berry

Dr. Duane Landals received a CVMA Life Membership for dedicating over 40 years of enhancing global health through the advancement of veterinary profession. At the provincial level, Dr. Landals had served as Councillor and President of the Alberta Veterinary Medical Association. At the national level, he was appointed as the 57th CVMA President. His involvement in veterinary governance also made Dr. Landals the ideal individual to Chair the 29th World Veterinary Congress. He is currently serving his second term as vice-president of the World Veterinary Association.

The 28th Biennial Conference of the Caribbean Veterinary Medical Association and CVA Regional Meeting of Canada Caribbean Region



Governor General's Reception: L-R, Dr. Brandy Darby, President CIVMA; Dr. S. Abdul Rahman, President CVA; Her Excellency Ms. Helen Kilpatrick, Governor General of Cayman Islands, Mr. Alden McLaughlin, Premier of Cayman Islands

The 28th Biennial Conference of the Caribbean Veterinary Medical Association was held in Grand Cayman from 4th to 7th November 2014. Over 200 delegates from the Caribbean, USA and Canada participated. The theme of the conference was "Opening New Frontiers in Veterinary Medicine: The Work, The Life, The Balance". Over 150 delegates from the Caribbean, USA, UK and Canada participated.

A Regional meeting of the CVA Canada Caribbean Region was held on 5th November with the participation

of CVA Councillors from Grand Cayman, Trinidad, St. Maarten, Jamaica, and Guyana. Dr. S. Abdul Rahman President of CVA attended the meeting and briefed the members regarding various activities of CVA especially the forthcoming 6th Pan Commonwealth Veterinary Conference in Kuala Lumpur, Malaysia this year. He also stressed the importance of active participation by the CVA Councillors of the region in CVA Study Fund and invited projects from the region for possible funding



Dr. Brandy Darby, President of Cayman Island Veterinary Association welcoming the delegates

from CVA. Dr. Curtis Padilla, Regional Representative Canada Caribbean region chaired the meeting. The Meeting was also attended by Dr. Michelle Mellows, CVA Councillor, Trinidad, Dr. Gary Swanston, CVA



A section of the audience at the scientific session



CVA Delegates: L-R. Dr.Curtis Padilla,Reg Rep CVA Canada Caribbean Region,Dr. Kanyuira Gikonyo, CVA Councillor,Cayman Islands,Dr. Michelle Mellows,CVA Councillor, Trinidad & Tobago and Dr.S.Abdul Rahman, President CVA at the opening ceremony



l-R L-R Dr. Michelle Mellows,CVA Councillor,Trinidad & Tobago; Dr. Paul Crooks, President CbVMA Dr.S.Abdul Rahman,President CVA and Dr.Curtis Padilla,Reg Rep CVA Canada Caribbean Region



CVA Councillors at the Regional Meeting with Dr.S.Abdul Rahman



Governor General's Reception: L-R Dr.Alfred Benjamin,Director CIVMA,Dr.Brandy Darby,President CIVMA;Dr.S.Abdul Rahman, President CVA; Her Excellency Ms.Helen Kilpatrick,Governor General of Cayman Islands,Mr.Alden McLaughlin,Premier of Cayman Islands,Dr.Paul Crooks,President CbVMA;and Dr.Curtis Padilla,Reg.Rep.CVA Canada Caribbean Region



Dr Steve Surujbally former CVA Councillor,Guyana with Dr.S.Abdul Rahman President CVA

Councillor, St. Martens, President of Caribbean Veterinary Medical Association Dr.Paul and President of Jamaica Veterinary Association Dr.Walters. Former CVA Councillor of Guyana Dr. Surujbally was awarded a special award at the conference recognizing the services that he has rendered to the region.



West Africa

GHANA

Report on the 20th Congress and 40th Annual General Meeting of the Ghana Veterinary Medical Association Accra, 29th – 31st October, 2014.

The 20th congress and 40th Annual General Meeting (AGM) of the Ghana Veterinary Medical Association (GVMA) was held from 29th to 31st October 2014 at the Institute of Local Government Studies in Accra under the theme “**Emerging and re-emerging zoonotic diseases, their public health and socio-economic importance**”.

The opening ceremony which was held on 29th October, 2014 had Honorable Dr Hanna Bisiw a veterinary surgeon and Deputy Minister for Food and Agriculture in charge of livestock as the guest of honour.

In attendance were eighty one participants made up of government, private veterinarians, vets in academia and students of veterinary medicine and animal science. There were also participants from the field of human medical practice. Nigerians from different veterinary establishments were in attendance.

At the two day plenary session – 29th – 30th October, thirty five (35) papers were presented on various topics from veterinary science to human medical practice.

The Annual General Meeting (AGM) was held on Friday 31st October, 2014 at the Church of Jesus Christ

of Latter Day Saints premises. Various aspects of the profession were discussed after which an election was held to select new officers into office. The following were elected into office for a first two year term:

President	: Dr. Fenteng Danso
Vice President	: Dr. Hilary Lopes
Secretary	: Dr. Kingsley Mickey Aryee
Vice Secretary	: Dr. Joseph Abuh
Treasurer	: Dr. Dickson Ankugah

After the elections the house unanimously decided to hold the next AGM in Koforidua in the Eastern Region of Ghana.

The three- day activity ended with a banquet at the Institute of Local Government Studies on the night of 31st October, 2014.

I would like to take this opportunity to request that changes in the executive of the GVMA are noted and the records of all international veterinary associations and allied bodies are updated accordingly.

*Presented by: Dr. Kingsley Mickey Aryee
(Secretary, Ghana Veterinary Medical Association)*

Dr.Surujbally honoured by Caribbean Veterinary Medical Association



Dr Steve Surujbally, former CVA Councillor Guyana and a distinguished Veterinarian of Guayana who has held many important positions in Guyana Veterinary Association and in the CbVMA and currently Chairman of the Guyana Elections Commission (GECOM) was given the Distinguished Award by the Caribbean Veterinary Medical Association at its 28th biennial conference in Grand Cayman recently in recognition of his many years of exceptional service to Caribbean veterinary practice and his contribution to the conferences of the association . Dr Surujbally is a Hubert H Humphrey Fellow (University of California, Davis, 1991-92)



New President of The British Veterinary Association



Farm animal and equine veterinary surgeon Mr. John Blackwell has been elected President of the British Veterinary Association (BVA) for 2014/2015. The ceremony took place during the Association's

Members' Day, held at the Midland Hotel in Manchester. The ceremony also saw Mr. Sean Wensley elected as Junior Vice President and Mr. Robin Hargreaves elected as Senior Vice President.

Mr. Blackwell was born and brought up in Wrexham, North Wales, and graduated from the University of Liverpool Veterinary School in 1985. He is currently a director of Brownlow Veterinary Centre, a three-centre mixed practice in Ellesmere, Shropshire.

A former President of the British Cattle Veterinary Association, he is also a director on the Animal Medicines Training and Regulatory Authority (AMTRA) Board and an external lecturer on the emergency slaughter of cattle at Nottingham Veterinary School. His theme for his Presidency at the BVA will be 'Delivering Change and Shaping the Future'.

Senior Vice President of The British Veterinary Association



Practice Standards Group Member Mr. Robin Hargreaves was elected as Senior Vice President of BVA. He was born and brought up on a tenanted hill farm in the Yorkshire Dales. He graduated from the University of Liverpool

in 1985 and began work in a two-vet mixed practice in North Shropshire.

Mr. Hargreaves moved back north in 1987 and, after a year in small animal practice in Leeds, he joined Stanley House Veterinary Surgeons in Lancashire, becoming a partner in 1990. He is now a director of the four-centre practice with four co-directors and a staff of 50.

Mr. Hargreaves has been a member of the BVA since his student days and is a past president of the Lancashire Veterinary Association and a life member of the Veterinary Benevolent Fund (VBF).

He became chairman of the BVA's Members Services Group in 2009 and BVA President Elect 2012.

Junior Vice President of The British Veterinary Association



Charity veterinary surgeon Mr. Sean Wensley was elected Junior Vice President of the British Veterinary Association (BVA) for 2014/2015.

Mr. Wensley was brought up in Formby, Merseyside, and graduated from the University of Liverpool Veterinary School in 2003. He is currently Senior Veterinary Surgeon for Communication and Education at veterinary charity the People's Dispensary for Sick Animals (PDSA) and is based at the PDSA PetAid hospital in Belfast, Northern Ireland.

Mr. Sean Wensley is an Honorary Lecturer in Animal Welfare at the University of Nottingham as well as a committee member of the Companion Animal Welfare Council (CAWC).

CALENDAR OF EVENTS

2015

8th Sudan Poultry Expo , 8th Session Khartoom, Sudan. **25th to 28th February**

The International Companion Animal Management Coalition (ICAM) Second International Conference on Dog Population Management, Istanbul Turkey. **3-5 March**

6th Pan Commonwealth Veterinary Conference, Kuala Lumpur, Malaysia. **24-27 March**

WVA/WMA Global Conference on One Health: Drivers towards One Health “Strengthening collaboration between Physicians and Veterinarians” Madrid, Spain. **21st May – 22nd May**

32nd World Veterinary Congress, Istanbul, Turkey. **13-16 September**

2016

19th FAVA Congress, Ho CH Min City, Vietman (Date to be announced)

Fourth OIE Global Conference on Animal Welfare, Chile. (Date and Venue to be announced)

2017

2017 World Veterinary Congress, Incheon, Korea. **August** (Dates to be announced)

ADVERTISEMENT TARIFF

Full Page US \$ 1000

Quarter Page US \$ 300

Half Page US \$ 500

Back Cover and Selected Pages US \$ 1500

\$ 25 per column inch of classified advertisement. Colour Pages quotation on request

Annual Subscription for JCVA is 50 Aust. \$, Life Subscription 500 Aust. \$

Subscriptions should be sent to the Treasurer, CVA.



COMMONWEALTH VETERINARY ASSOCIATION

PATRON

Sir Dawda Jawara

Former President, Republic of The Gambia.

HONORARY PRESIDENTS FOR LIFE

Dr. Bakary Touray

Dr. W.J. Pryor AO

Dr. Bert Stevenson

Dr Robin Yarrow

PRESIDENT

Dr. S. Abdul Rahman

123, 7th 'B' Main Road, 4th Block (West)

Jayanagar, Bangalore 560 011, India

Tel/Fax: (91 80) 26635210

Email: shireencva@gmail.com

SECRETARY

Dr. Karen Reed

Head of Animal Welfare and Research

The Brooke, 30, Farringdon Street

London EC4A 4HH, UNITED KINGDOM

Tel: (44 0) 20 76535837; Fax: (44 0) 20 30120156

Mob: (44 0) 77 87130218

Email: Karen.Reed@thebrooke.org

TREASURER

Dr. Peter Thornber

No. 20, Rapanea Street,

Rivett, Canberra ACT 2611

AUSTRALIA

Mob. (61) 417 880 672

Email: thornber@grapevine.com.au

IMMEDIATE PAST PRESIDENT

Dr. Richard D Suu-Ire

PO Box 143, Legon, GHANA.

Tel: (233 21) 782177 (R); 772553 (O)

Fax: (233 21) 776021

Email: suuire@hotmail.com

PROGRAMME DIRECTOR

Dr. Robert McCracken CBE

The Old Gallery, 1 Milford Road, Duffield, Belper

Derbyshire DE56 4EL, UNITED KINGDOM

Tel: (44 0) 1332 843130

Mob: (44 0) 7766355 465

Email: hbmccracken@btinternet.com

REGIONAL REPRESENTATIVES

ASIA

Dr. A. Sivasothy

Sri Lanka Veterinary Association, No.275/7

OPA Building, Prof. Wijesundara Mawatha

Colombo 07, SRI LANKA

Tel: (94) 71 8047701; 8081059

Fax: (94) 71 2389136

Email: casiva82@yahoo.com

EAST/CENTRAL/SOUTHERN AFRICA

Dr. Henry Magwisha

Central Veterinary Laboratory, Mandela Road

Temeke Veterinary, PO Box 9254

Dar-es-Salaam, TANZANIA

Tel: (255 22) 2861152; Fax: (255) 22 2864369

Email: hbudodi@yahoo.com

AUSTRALASIA/OCEANIA

Dr. Paul Chelliah

Veterinary Association of Malaysia

1800A, Jalan Tok Ungku 70100

Seremban, Negeri Sembilar

MALAYSIA

Email: pauveni@gmail.com

WEST AFRICA

Dr. Olatunji Nasir (INTERIM)

Truthmiles Animal Hospital

75A, Akinola, Cole Crescent

Off Adeniyi Avenue, Ikeja, Lagos, NIGERIA

Tel: (234 1) 8121590; Mob: (234) 8033061214

Email: truthmiles@yahoo.com

CANADA/CARIBBEAN

Dr. Curtis Padilla

29, Pro Queen Street, Arima

TRINIDAD, West Indies

Tel: (868) 3287195; Fax: (868) 6640878

Email: easternvetclinic@yahoo.com

UK/MEDITERRANEAN

Dr. Karen Reed

The Brooke, 30, Farringdon Street

London EC4A 4HH, UNITED KINGDOM

Tel: (44 0) 20 76535837; Fax: (44 0) 20 30120156

Mob: (44 0) 77 87130218

Email: Karen.Reed@thebrooke.org